

# Metal Framing System

## Medium & Heavy Duty Framing System

2

### Single Channels - Galvanised

2a



### Double Channel - Galvanised

2b



### Channel Accessories

2c



### Kwikstrut Channelnuts - Galvanised

2d



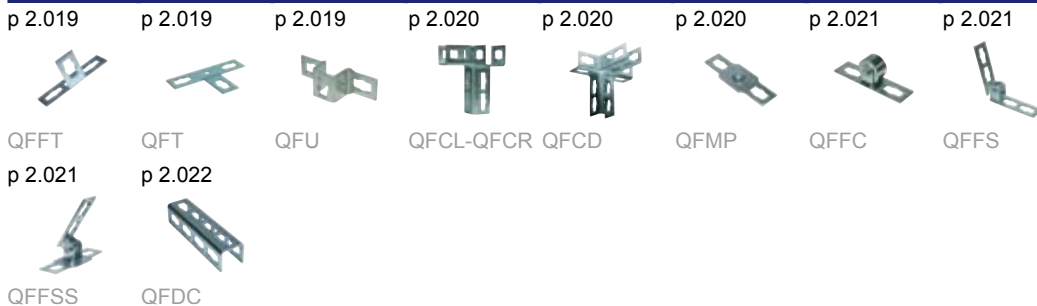
### Kwikstrut Angle Fittings - Galvanised

2e



### Kwikstrut Special Fittings - Galvanised

2f



### Kwikstrut Channel Base Fittings - Galvanised

2g



# Metal Framing System

## Kwikstrut Cantilever Arms & Angle Brackets - Galvanised

p 2.025    p 2.025    p 2.025    p 2.026    p 2.026    p 2.026



QB    QLCA    QCA    QBF    QKON    QUB

2h

## Unistrut Channel Nuts - Galvanised

p 2.027    p 2.027    p 2.028



PNP    PNS    PNL

2i

## Unistrut Stud Nuts - Galvanised

p 2.029



SN

2j

## Unistrut Flat Fittings - Galvanised

p 2.030    p 2.030    p 2.030



P1062    P1063    H41

2k

## Unistrut Angle Fittings 90° - Galvanised

p 2.031



P1026S1

2l

## Unistrut Special Angle Fittings - Galvanised

p 2.032    p 2.032



P1354    P2815S

2m

## Unistrut Channel Beamclamps - Galvanised

p 2.033    p 2.033



P2785-88    P1386-S1

2n

## Unistrut Channel Foot brackets - Galvanised

p 2.034    p 2.034



SF-S    SF-L

2o

# Metal Framing System

## Unistrut Channel Couplers - Galvanised

2p




## Unistrut Channel trolleys assembly - Galvanised

2q




## Single Channels - Hot Dip Galvanised

2r



## Double Channel - Hot Dip Galvanised

2s



## Unistrut Channel Nuts - Hot Dip Galvanised

2t




## Unistrut Flat Fittings - Hot Dip Galvanised

2u



## Unistrut Angle Fittings 90° - Hot Dip Galvanised

2v



# Metal Framing System

## Unistrut Special Angle Fittings - Hot Dip Galvanised

p 2.048 p 2.048 p 2.048 p 2.048 p 2.048



P1546-HDG P2097-HDG P2101-HDG P1074-HDG P1186-HDG

2w

## Unistrut U & Z Fittings - Hot Dip Galvanised

p 2.049 p 2.049 p 2.049 p 2.049 p 2.049 p 2.049 p 2.050 p 2.050



P4047-HDG P1047-HDG P1043-HDG P1737-HDG P1044-HDG P4045-HDG P1045-HDG P1347-HDG

p 2.050



P1453-HDG

2x

## Unistrut Channel Beamclamps - Hot Dip Galvanised

p 2.051 p 2.051 p 2.051 p 2.051 p 2.051 p 2.051 p 2.052



C711-HDG P1386-HDG P2489-HDG P1272-HDG P1271-HDG P1983-HDG P3087-HDG

2y

## Unistrut Channel Base Fittings - Hot Dip Galvanised

p 2.053 p 2.053 p 2.053 p 2.053 p 2.053 p 2.053 p 2.054 p 2.054



P2072-S2-HDG P2072-S3-HDG P2072-S1-HDG P2072A-HDG P2348-S1-HDG P2073-HDG P2073A-HDG P2348-S2-HDG

p 2.054



P2346-HDG

2z

## Unistrut Wing Fittings - Hot Dip Galvanised

p 2.055 p 2.055 p 2.055



P2341R-HDG P2341L-HDG P2223-HDG

2aa

## Unistrut Channel Couplers - Hot Dip Galvanised

p 2.056



P1377-HDG

2ab

## Unistrut Channel trolleys assembly - Hot Dip Galvanised

p 2.057

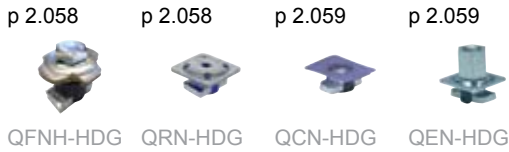


P1834A-HDG

2ac

# Metal Framing System

## Kwikstrut Channelnuts - Deltatone



**2ad**

## Kwikstrut Angle Fittings - Deltatone



**2ae**

## Kwikstrut Special Fittings - Deltatone



**2af**

## Kwikstrut Channel Base Fittings - Deltatone



**2ag**

## Kwikstrut Cantilever Arms & Angle Brackets - Deltatone



**2ah**

## Single Channels - Stainless Steel




**2ai**

## Double Channel - Stainless Steel



**2aj**

## Unistrut Channel Nuts - Stainless Steel



**2ak**

# Metal Framing System

## Unistrut Stud Nuts - Stainless Steel

p 2.074



SN-SS

2al

## Unistrut Flat Fittings - Stainless Steel

p 2.075

p 2.075

p 2.075

p 2.075

p 2.075

p 2.075

p 2.076

p 2.076



P1062-SS

P1063-SS

P1065-SS

P1066-SS

P1067-SS

P1941-SS

P1036-SS

P1031-SS

2am

## Unistrut Angle Fittings 90° - Stainless Steel

p 2.077

p 2.077

p 2.077

p 2.077

p 2.077

p 2.077

p 2.078

p 2.078



P1026-SS

P1068-SS

P1278-SS

P1325-SS

P1326-SS

P1346-SS

P1458-SS

P1359-SS

p 2.078

p 2.078



P1727-SS

P2484-SS

2an

## Unistrut Special Angle Fittings - Stainless Steel

p 2.079

p 2.079

p 2.079



P1546-SS

P1074-SS

P1186-SS

2ao

## Unistrut Channel Beamclamps - Stainless Steel

p 2.080

p 2.080

p 2.080

p 2.080

p 2.080

p 2.080



C711-SS

P1386-SS

P1272-SS

P1271-SS

P2785-86-SS

P3087-SS

2ap

## Unistrut U & Z Fittings - Stainless Steel

p 2.081

p 2.081

p 2.081

p 2.081

p 2.081

p 2.081

p 2.082

p 2.082



P1453-SS

P4047-SS

P1047-SS

P1737-SS

P1043-SS

P4045-SS

P1045-SS

P1347-SS

2aq

## Unistrut Channel Base Fittings - Stainless Steel

p 2.083

p 2.083

p 2.083

p 2.083

p 2.083

p 2.083

p 2.084

p 2.084



P2072-S2-SS

P2072-S1-SS

P2072A-SS

P2348-S1-SS

P2346-SS

P2073-SS

P2073A-SS


P2348-S2-SS

2ar

## Metal Framing System

### Unistrut Wing Fittings - Stainless Steel

p 2.085      p 2.085



P2341R-SS   P2341L-SS

**2as**

### Unistrut Channel Couplers - Stainless Steel

p 2.086



P1377-SS

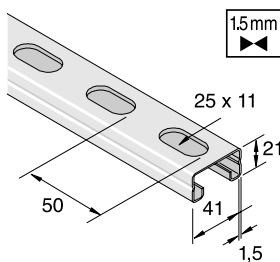
**2at**



# Single Channels - Galvanised

## Single channel T4000T10

Material : Steel S280 GD EN10147

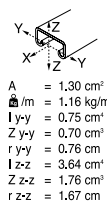


2a

Unistrut Channels 41mm

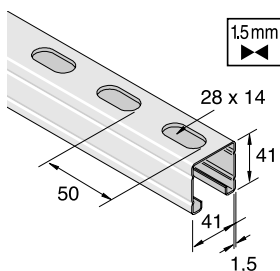
Art.Nr.	L mm	WEIGHT Kg
P4011322	2000	2.32
P4011323	3000	3.48
P4011326	6000	6.96

L(mm)	$\sigma=175 \text{ N/mm}^2$		$\sigma=175 \text{ N/mm}^2$		$\delta = 1/200L$	$\delta = 1/360L$	F(kN)
	Fmax(kN)	$\delta_{max}(mm)$	Fmax(kN)	$\delta_{max}(mm)$	F(kN)	F(kN)	
250	1.957	0.41	3.914	0.51	-	-	-
500	0.976	1.66	1.952	2.07	-	1.305	-
750	0.652	3.73	1.305	4.66	1.040	0.579	-
1000	0.486	6.63	0.971	8.29	0.589	0.324	-
1250	0.387	10.37	0.775	12.96	0.373	0.206	-
1500	0.324	14.94	0.647	18.67	0.255	-	-
1750	0.280	20.33	0.559	25.41	-	-	-
2000	0.240	26.55	0.481	33.19	-	-	-



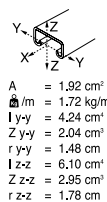
## Single channel T2000T

Material : Steel DX51D + Z275 - EN 10142



Art.Nr.	L mm	WEIGHT Kg
P2011223	3000	4.827
P2011226	6000	9.739

L(mm)	$\sigma=160 \text{ N/mm}^2$		$\sigma=160 \text{ N/mm}^2$		$\delta = 1/200L$	$\delta = 1/360L$	F(kN)
	Fmax(kN)	$\delta_{max}(mm)$	Fmax(kN)	$\delta_{max}(mm)$	F(kN)	F(kN)	
250	5.221	0.19	10.441	0.24	-	-	11.350
500	2.615	0.77	5.230	0.96	-	-	11.183
750	1.737	1.73	3.474	2.16	-	-	10.654
1000	1.298	3.07	2.597	3.84	-	1.165	9.310
1250	1.033	4.77	2.066	5.96	-	0.748	7.799
1500	0.865	6.94	1.730	8.68	-	0.51	6.543
1750	0.735	9.42	1.470	11.78	0.68	0.371	5.552
2000	0.640	12.31	1.280	15.39	0.515	0.277	4.787
2250	0.565	15.62	1.130	19.53	0.4	0.213	4.179
2500	0.503	19.24	1.006	24.05	0.316	0.166	3.698



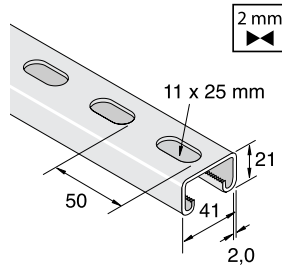
\*k.L/r => 180 < 250



# Single Channels - Galvanised

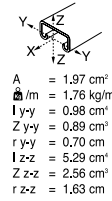
## Single channel T3100T10

Material : Steel DX51D + Z275 - EN 10142



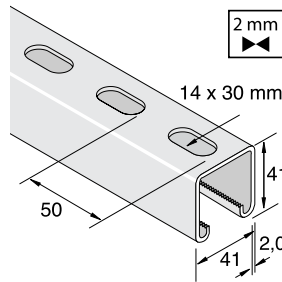
Art.Nr.	L mm	WEIGHT Kg
P3111322	2000	2.88
P3111323	3000	4.32
P3111326	6000	8.64

L(mm)	$\sigma=175 \text{ N/mm}^2$		$\sigma=175 \text{ N/mm}^2$		F (kN)	F (kN)	F (kN)
	Fmax(kN)	$\delta_{\text{max}}$ (mm)	Fmax(kN)	$\delta_{\text{max}}$ (mm)			
250	2.492	0.40	4.983	0.50	-	-	-
500	1.246	1.61	2.492	2.01	-	1.707	-
750	0.829	3.63	1.658	4.54	1.364	0.755	-
1000	0.623	6.46	1.246	8.07	0.765	0.422	-
1250	0.495	10.09	0.991	12.61	0.491	0.265	-
1500	0.412	14.54	0.824	18.17	0.334	-	-
1750	0.353	19.78	0.706	24.73	0.245	-	-
2000	0.309	25.84	0.618	32.30	-	-	-



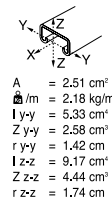
## Single channel T1100T

Material : Steel S280 + Z275 - EN 10326 : 2004



Art.Nr.	L mm	WEIGHT Kg
P1111222	2000	4.36
P1111223	3000	6.54
P1111226	6000	13.08

L(mm)	$\sigma=175 \text{ N/mm}^2$		$\sigma=175 \text{ N/mm}^2$		F (kN)	F (kN)	F (kN)
	Fmax(kN)	$\delta_{\text{max}}$ (mm)	Fmax(kN)	$\delta_{\text{max}}$ (mm)			
250	6.605	0.19	13.210	0.24	-	-	-
500	3.302	0.77	6.604	0.96	-	-	-
750	2.202	1.73	4.404	2.17	-	-	-
1000	1.651	3.07	3.302	3.86	-	1.492	-
1250	1.321	4.80	2.642	6.10	-	0.955	-
1500	1.101	6.92	2.202	8.80	-	0.663	-
1750	0.944	9.41	1.888	12.00	0.877	0.487	-
2000	0.826	12.29	1.652	15.73	0.672	0.373	-
2250	0.734	15.56	1.468	20.00	0.531	0.295	-
2500	0.660	19.21	1.320	24.90	0.430	0.239	-

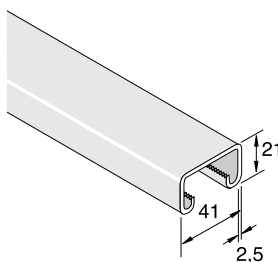




# Single Channels - Galvanised

## Unistrut single channel P3300

Material : Steel S280 + Z275 - EN 10326 : 2004

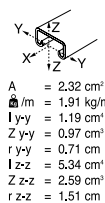


2a

Unistrut Channels 41mm

Art.Nr.	L mm	WEIGHT Kg
P3311123	3000	5.36
P3311126	6000	10.72

L(mm)	$\sigma=175 \text{ N/mm}^2$		$\sigma=175 \text{ N/mm}^2$		$\delta=1/200L$	$\delta=1/360L$	F(kN)
	Fmax(kN)	$\delta_{\text{max}}$ (mm)	Fmax(kN)	$\delta_{\text{max}}$ (mm)	F(kN)	F(kN)	
250	2.712	0.36	5.425	0.45	-	-	10.222
500	1.354	1.45	2.708	1.81	-	2.080	9.761
750	0.903	3.26	1.805	4.07	1.658	0.922	8.427
1000	0.677	5.79	1.354	7.24	0.932	0.520	6.769
1250	0.540	9.06	1.079	11.32	0.598	0.324	5.376
1500	0.451	13.04	0.903	16.30	0.412	0.226	4.287*
1750	0.387	17.75	0.775	22.19	0.304	-	3.463*
2000	0.338	23.19	0.677	28.99	0.226	-	-

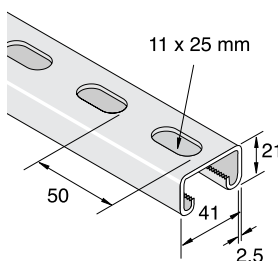


A = 2.32 cm<sup>2</sup>  
 $\rho/m$  = 1.91 kg/m  
 I<sub>y-y</sub> = 1.19 cm<sup>4</sup>  
 Z<sub>y-y</sub> = 0.97 cm<sup>3</sup>  
 r<sub>y-y</sub> = 0.71 cm  
 I<sub>z-z</sub> = 5.34 cm<sup>4</sup>  
 Z<sub>z-z</sub> = 2.59 cm<sup>3</sup>  
 r<sub>z-z</sub> = 1.51 cm

\*kL/r >= 180 < 250

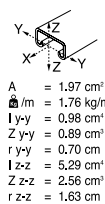
## Unistrut single channel P3300T10

Material : Steel S280 + Z275 - EN 10326 : 2004



Art.Nr.	L mm	WEIGHT Kg
P3311322	2000	3.14
P3311323	3000	4.71
P3311326	6000	9.42

L(mm)	$\sigma=175 \text{ N/mm}^2$		$\sigma=175 \text{ N/mm}^2$		$\delta=1/200L$	$\delta=1/360L$	F(kN)
	Fmax(kN)	$\delta_{\text{max}}$ (mm)	Fmax(kN)	$\delta_{\text{max}}$ (mm)	F(kN)	F(kN)	
250	2.492	0.40	4.983	0.50	-	-	-
500	1.246	1.61	2.492	2.01	-	1.707	-
750	0.829	3.63	1.658	4.54	1.364	0.755	-
1000	0.623	6.46	1.246	8.07	0.765	0.422	-
1250	0.495	10.09	0.991	12.61	0.491	0.265	-
1500	0.412	14.54	0.824	18.17	0.334	-	-
1750	0.353	19.78	0.706	24.73	0.245	-	-
2000	0.309	25.84	0.618	32.30	-	-	-



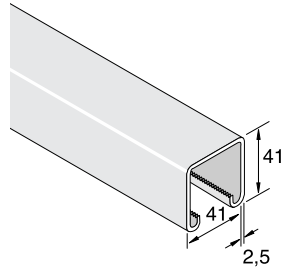
A = 1.97 cm<sup>2</sup>  
 $\rho/m$  = 1.76 kg/m  
 I<sub>y-y</sub> = 0.98 cm<sup>4</sup>  
 Z<sub>y-y</sub> = 0.89 cm<sup>3</sup>  
 r<sub>y-y</sub> = 0.70 cm  
 I<sub>z-z</sub> = 5.29 cm<sup>4</sup>  
 Z<sub>z-z</sub> = 2.56 cm<sup>3</sup>  
 r<sub>z-z</sub> = 1.63 cm

2.005

# Single Channels - Galvanised

## Unistrut single channel P1000

Material : Steel S280 + Z275 - EN 10326 : 2004

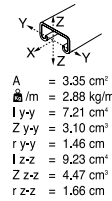


2a

Unistrut Channels 41mm

Art.Nr.	L mm	WEIGHT Kg
P1011126	6000	15.754

L(mm)	$\sigma=175 \text{ N/mm}^2$		$\sigma=175 \text{ N/mm}^2$		$\delta = 1/200L$ F (kN)	$\delta = 1/360L$ F (kN)	F (kN)
	Fmax(kN)	$\delta_{\text{max}}(\text{mm})$	Fmax(kN)	$\delta_{\text{max}}(\text{mm})$			
250	8,677	0,18	17,354	0,23	-	-	16,608
500	4,336	0,76	8,672	0,95	-	-	16,187
750	2,889	1,72	5,778	2,15	-	5,602	15,245
1000	2,168	3,06	4,336	3,82	-	3,149	13,685
1250	1,731	4,78	3,463	5,97	-	2,011	12,086
1500	1,442	6,88	2,884	8,60	2,521	1,393	10,722
1750	1,236	9,36	2,472	11,70	1,844	1,020	9,575
2000	1,084	12,23	2,168	15,29	1,413	0,785	8,623
2250	0,961	15,48	1,923	19,35	1,118	0,618	7,819
2500	0,863	19,11	1,727	23,89	0,903	0,500	7,112

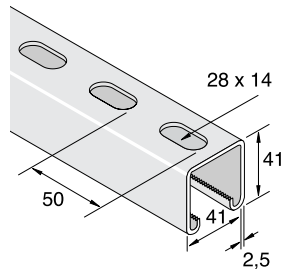


A = 3,35 cm<sup>2</sup>  
 $\rho/m = 2,88 \text{ kg/m}$   
 $I_{y-y} = 7,21 \text{ cm}^4$   
 $Z_{y-y} = 3,10 \text{ cm}^3$   
 $r_{y-y} = 1,46 \text{ cm}$   
 $I_{z-z} = 9,23 \text{ cm}^4$   
 $Z_{z-z} = 4,47 \text{ cm}^3$   
 $r_{z-z} = 1,66 \text{ cm}$

\*k.L/r => 180 < 250

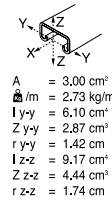
## Unistrut single channel P1000T

Material : Steel S280 + Z275 - EN 10326 : 2004



Art.Nr.	L mm	WEIGHT Kg
P1011222	2000	4.923
P1011223	3000	7.385
P1011226	6000	14.779

L(mm)	$\sigma=175 \text{ N/mm}^2$		$\sigma=175 \text{ N/mm}^2$		$\delta = 1/200L$ F (kN)	$\delta = 1/360L$ F (kN)	F (kN)
	Fmax(kN)	fmax(mm)	Fmax(kN)	fmax(mm)			
250	8,034	0,22	16,069	0,27	-	-	16,283
500	4,017	0,84	8,034	1,05	-	-	16,039
750	2,678	1,88	5,356	2,35	-	4,738	15,274
1000	2,006	3,34	4,012	4,18	-	2,659	13,626
1250	1,604	5,23	3,208	6,54	3,071	1,707	11,880
1500	1,339	7,53	2,678	9,41	2,129	1,177	10,418
1750	1,148	10,25	2,296	12,81	1,560	0,863	9,231
2000	1,001	13,38	2,001	16,73	1,197	0,657	8,270
2250	0,893	16,94	1,785	21,18	0,942	0,520	7,465
2500	0,800	20,92	1,599	26,15	0,765	0,422	6,779



A = 3,00 cm<sup>2</sup>  
 $\rho/m = 2,73 \text{ kg/m}$   
 $I_{y-y} = 6,10 \text{ cm}^4$   
 $Z_{y-y} = 2,87 \text{ cm}^3$   
 $r_{y-y} = 1,42 \text{ cm}$   
 $I_{z-z} = 9,17 \text{ cm}^4$   
 $Z_{z-z} = 4,44 \text{ cm}^3$   
 $r_{z-z} = 1,74 \text{ cm}$

\*k.L/r => 180 < 250

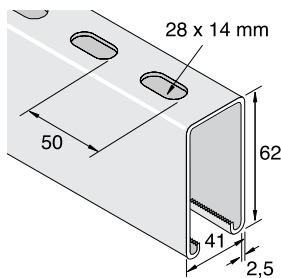
TYCENSUP 06/09



# Single Channels - Galvanised

## Unistrut single channel P5500T

Material : Steel S280 + Z275 - EN 10326 : 2004

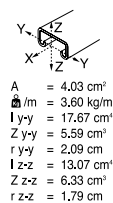


2a

Unistrut Channels 41mm

Art.Nr.	L mm	WEIGHT Kg
P5511223	3000	9.76
P5511226	6000	19.52

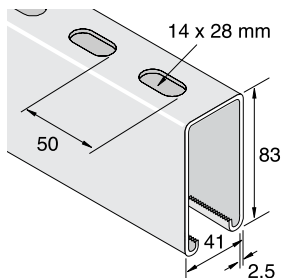
L(mm)	$\sigma=167 \text{ N/mm}^2$		$\sigma=167 \text{ N/mm}^2$		$\delta=1/200L$ F (kN)	$\delta=1/360L$ F (kN)	F (kN)
	Fmax(kN)	$\delta_{max}(mm)$	Fmax(kN)	$\delta_{max}(mm)$			
250	-	-	-	-	-	-	20.277
500	-	-	-	-	-	-	20.081
750	4,964	1,20	9,928	1,50	-	-	18,443
1000	3,723	2,14	7,446	2,67	-	-	15,245
1250	2,977	3,34	5,955	4,18	-	4,944	12,557
1500	2,482	4,82	4,964	6,02	-	3,434	10,507
1750	2,124	6,55	4,248	8,19	-	2,521	8,966
2000	1,859	8,56	3,718	10,70	3,473	1,923	7,789
2250	1,653	10,84	3,306	13,55	2,747	1,521	6,867
2500	1,486	13,38	2,972	16,73	2,217	1,236	6,141



A = 4,03 cm<sup>2</sup>  
 $\delta/m = 3,60 \text{ kg/m}$   
 I y-y = 17,67 cm<sup>4</sup>  
 Z y-y = 5,59 cm<sup>4</sup>  
 r y-y = 2,09 cm  
 I z-z = 13,07 cm<sup>4</sup>  
 Z z-z = 6,33 cm<sup>3</sup>  
 r z-z = 1,79 cm

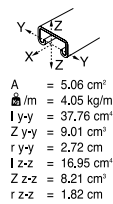
## Unistrut single channel P5000T

Material : Steel S280 + Z275 - EN 10326 : 2004



Art.Nr.	L mm	WEIGHT Kg
P5011223	3000	12.168
P5011226	6000	24.337

L(mm)	$\sigma=132 \text{ N/mm}^2$		$\sigma=132 \text{ N/mm}^2$		$\delta=1/200L$ F (kN)	$\delta=1/360L$ F (kN)	F (kN)
	Fmax(kN)	$\delta_{max}(mm)$	Fmax(kN)	$\delta_{max}(mm)$			
250	-	-	-	-	-	-	19,620
500	-	-	-	-	-	-	19,355
750	6,298	0,71	12,596	0,89	-	-	16,422
1000	4,724	1,27	9,447	1,59	-	-	12,822
1250	3,777	1,98	7,554	2,48	-	-	10,124
1500	3,149	2,86	6,298	3,58	-	-	8,182
1750	2,698	3,89	5,396	4,86	-	-	6,769
2000	2,359	5,09	4,719	6,36	-	4,120	5,719
2250	2,099	6,44	4,199	8,05	-	3,257	4,934
2500	1,888	7,94	3,777	9,93	-	2,639	4,326



A = 5,06 cm<sup>2</sup>  
 $\delta/m = 4,05 \text{ kg/m}$   
 I y-y = 37,76 cm<sup>4</sup>  
 Z y-y = 9,01 cm<sup>4</sup>  
 r y-y = 2,72 cm  
 I z-z = 16,95 cm<sup>4</sup>  
 Z z-z = 8,21 cm<sup>3</sup>  
 r z-z = 1,82 cm

2.007

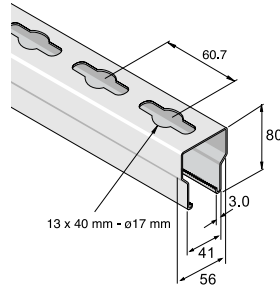
## Single Channels - Galvanised

Unistrut single channel P8000T

Material : Steel S280 + Z275 - EN 10326 : 2004

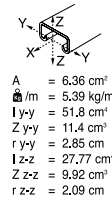
2a

Unistrut Channels 41mm



Art.Nr.	L mm	WEIGHT Kg
P8012526	6000	31.65

L(mm)				
	$F_{max}(kN)$	$\delta$	$\delta_{max}(mm)$	$F (kN)$
250	-	-	-	-
500	29,160	0,44	-	-
750	19,424	0,98	-	-
1000	14,540	1,75	-	-
1250	11,610	2,73	-	-
1500	9,650	3,93	-	-
1750	8,250	5,35	-	7,481
2000	7,190	6,98	-	5,700
2250	6,370	8,84	-	4,471
2500	5,710	10,91	-	3,588

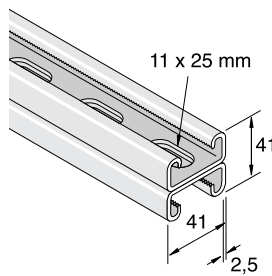




# Double Channel - Galvanised

## Unistrut Double Channel P3301T10

Material : Steel S280 + Z275 - EN 10326 : 2004

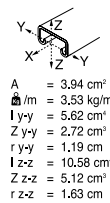


2b

Unistrut Channels 41mm

Art.Nr.	L mm	WEIGHT Kg
P3321323	3000	9.42
P3321326	6000	18.84

L(mm)	σ=175 N/mm <sup>2</sup>		σ=175 N/mm <sup>2</sup>		δ=1/200L F (kN)	δ=1/360L F (kN)	F (kN)
	Fmax(kN)	δ max(mm)	Fmax(kN)	δ max(mm)			
250	7.613	0.21	15.225	0.26	-	-	17.266
500	3.806	0.86	7.613	1.07	-	-	17.030
750	2.536	1.94	5.072	2.42	-	4.365	16.599
1000	1.903	3.44	3.806	4.30	-	2.453	15.667
1250	1.521	5.38	3.041	6.72	2.825	1.570	14.156
1500	1.265	7.74	2.531	9.68	1.962	1.089	12.478
1750	1.084	10.54	2.168	13.18	1.442	0.795	10.899
2000	0.952	13.77	1.903	17.21	1.099	0.608	9.496
2250	0.844	17.42	1.687	21.78	0.873	0.481	8.289*
2500	0.760	21.49	1.521	26.86	0.706	0.392	7.250*

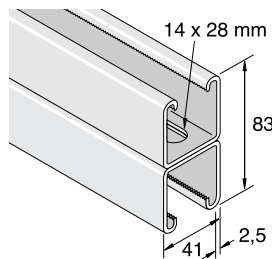


A = 3.94 cm<sup>2</sup>  
 Δ/m = 3.53 kg/m  
 I y-y = 5.62 cm<sup>4</sup>  
 Z y-y = 2.72 cm<sup>3</sup>  
 r y-y = 1.19 cm  
 I z-z = 10.58 cm<sup>4</sup>  
 Z z-z = 5.12 cm<sup>3</sup>  
 r z-z = 1.63 cm

\*k.L/r >= 180 < 250

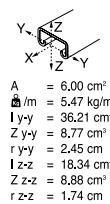
## Unistrut Double Channel P1001T

Material : Steel S280 + Z275 - EN 10326 : 2004



Art.Nr.	L mm	WEIGHT Kg
P1021223	3000	14.769
P1021226	6000	29.538

L(mm)	σ=175 N/mm <sup>2</sup>		σ=175 N/mm <sup>2</sup>		δ=1/200L F (kN)	δ=1/360L F (kN)	F (kN)
	Fmax(kN)	δ max(mm)	Fmax(kN)	δ max(mm)			
250	-	-	-	-	-	-	27.458
500	-	-	-	-	-	-	27.311
750	8.182	0.97	16.363	1.21	-	-	27.027
1000	6.136	1.72	12.272	2.15	-	-	26.585
1250	4.910	2.69	9.820	3.36	-	-	25.830
1500	4.091	3.87	8.182	4.84	-	7.034	24.584
1750	3.057	5.27	7.014	6.59	-	5.170	22.906
2000	3.066	6.89	6.131	8.61	-	3.953	21.042
2250	2.727	8.72	5.454	10.90	-	3.120	19.198
2500	2.453	10.77	4.905	13.46	4.552	2.531	17.452



A = 6.00 cm<sup>2</sup>  
 Δ/m = 5.47 kg/m  
 I y-y = 36.21 cm<sup>4</sup>  
 Z y-y = 8.77 cm<sup>3</sup>  
 r y-y = 2.45 cm  
 I z-z = 18.34 cm<sup>4</sup>  
 Z z-z = 8.88 cm<sup>3</sup>  
 r z-z = 1.74 cm

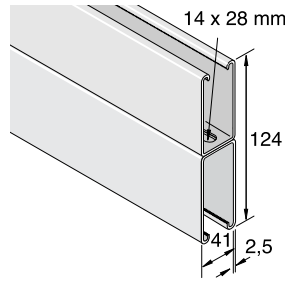
\*k.L/r >= 180 < 250

2.009

## Double Channel - Galvanised

### Unistrut Double Channel P5501T

Material : Steel S280 + Z275 - EN 10326 : 2004

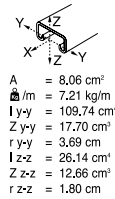


2b

Unistrut Channels 41mm

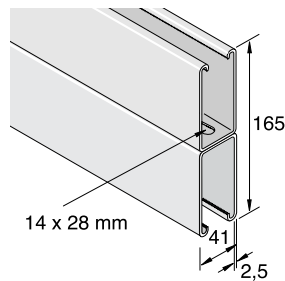
Art.Nr.	L mm	WEIGHT Kg
P5521226	6000	39.04

L(mm)	$\sigma=167 \text{ N/mm}^2$		$\sigma=167 \text{ N/mm}^2$		$\delta=1/200L$ F (kN)	$\delta=1/360L$ F (kN)	F(kN)
	Fmax(kN)	$\delta_{\text{max}}$ (mm)	Fmax(kN)	$\delta_{\text{max}}$ (mm)			
750	-	-	-	-	-	-	34.257
1000	-	-	-	-	-	-	33.766
1250	-	-	-	-	-	-	32.971
1500	7.873	2.46	15.745	3.07	-	-	31.667
1750	6.749	3.34	13.499	4.18	-	-	29.822
2000	5.906	4.38	11.811	5.47	-	-	27.674
2250	5.248	5.54	10.497	6.92	-	9.476	25.457
2500	4.724	6.83	9.447	8.54	-	7.671	23.299
2750	4.292	8.27	8.584	10.34	-	6.337	21.288
3000	3.934	9.84	7.868	12.30	-	5.327	19.443



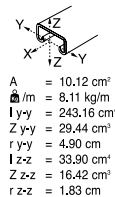
### Unistrut Double Channel P5001T

Material : Steel S280 + Z275 - EN 10326 : 2004



Art.Nr.	L mm	WEIGHT Kg
P5021226	6000	48.674

L(mm)	$\sigma=132 \text{ N/mm}^2$		$\sigma=132 \text{ N/mm}^2$		$\delta=1/200L$ F (kN)	$\delta=1/360L$ F (kN)	F(kN)
	Fmax(kN)	$\delta_{\text{max}}$ (mm)	Fmax(kN)	$\delta_{\text{max}}$ (mm)			
750	-	-	-	-	-	-	33.825
1000	-	-	-	-	-	-	33.432
1250	12.267	1.00	24.535	1.25	-	-	32.864
1500	10.222	1.44	20.444	1.80	-	-	32.010
1750	8.760	1.96	17.521	2.45	-	-	30.764
2000	7.667	2.56	15.333	3.20	-	-	29.165
2250	6.813	3.24	13.626	4.05	-	-	27.350
2500	6.131	4.00	12.263	5.00	-	-	25.467
2750	5.577	4.84	11.154	6.05	-	-	23.613
3000	5.111	5.77	10.222	7.21	-	-	21.847



TYCENSUP 06/09



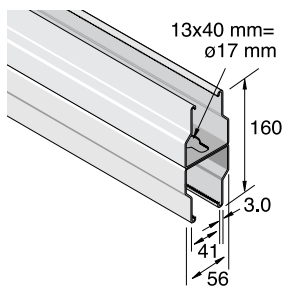
# Double Channel - Galvanised

## Unistrut Double Channel P8001T

Material : Steel S280 + Z275 - EN 10326 : 2004



P8001T



2b

Unistrut Channels 41mm

Art.Nr.	L mm	WEIGHT Kg
P8022526	6000	63.3

L(mm)				
	F <sub>max</sub> (kN)	$\delta_{max}$ (mm)	F (kN)	F (kN)
750				
1000	41.000	0.99	-	-
1250	32.856	1.55	-	-
1500	27.330	2.23	-	-
1750	23.380	3.04	-	-
2000	20.410	3.97	-	-
2250	18.090	5.03	-	-
2500	16.238	6.21	-	-
2750	14.713	7.51	-	-
3000	13.44	8.94	-	12.510

A = 12.71 cm<sup>2</sup>  
 $\rho/m = 10.78$  kg/m  
 I<sub>y-y</sub> = 257.3 cm<sup>4</sup>  
 Z<sub>y-y</sub> = 32.2 cm<sup>3</sup>  
 r<sub>y-y</sub> = 4.50 cm  
 I<sub>z-z</sub> = 55.54 cm<sup>4</sup>  
 Z<sub>z-z</sub> = 19.84 cm<sup>3</sup>  
 r<sub>z-z</sub> = 2.09 cm



2.011

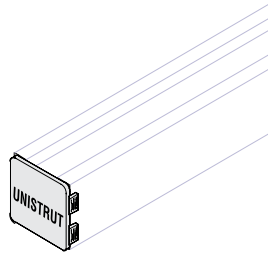
## Channel Accessories


### Endcaps for Unistrut Channel

Material : Polypropylene



Endcap



Art.Nr.	Color	W mm	H mm	⊘ Kg /100	
1392196	white	41	21	0.3	25
1392197	Black	41	21	0.3	25
1392198	Bleu	41	21	0.3	25
1394196	White	41	41	0.5	25
1394197	Black	41	41	0.5	25
1394198	Bleu	41	41	0.5	25
1396296	White	41	62	0.8	25
1396297	Black	41	62	0.8	25
1396298	Bleu	41	62	0.8	25

### Cover for Unistrut Channel

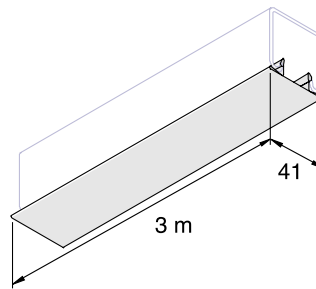
Material : Steel DD11 - EN 10111


PVC - white

PVC - black



Cover P1184



Art.Nr.	Material	WEIGHT Kg	
P1184-F	Steel	1.07	1
P1184-PB	PVC-White	0.48	1
P1184-PW	PVC-Black	0.48	1

2c

Unistrut Channels 41mm

TYCENSUP 06/09


## Channel Accessories

### Zinc Spray



Zinc Spray




Art.Nr.	ml	Kg /100	
ZINC0400ML	400	135.0	1

### Zinc Paint



Zinc Paint



Art.Nr.	ml	Kg /100	
ZINC0500ML	500	135.0	1

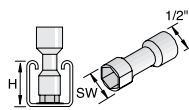
### Channel socket


Material : Steel DD11 - EN 10111


Finish : Electro zinc plated - DIN EN 12329



Channel Socket



Art.Nr.	H mm	SW	Kg /100	
17AF	41-83	M10	12.5	1
17AF/P3300	21	M10	12.5	1
19AF	41-83	M12	12.5	1



2.013

## Kwikstrut Channelnuts - Galvanised

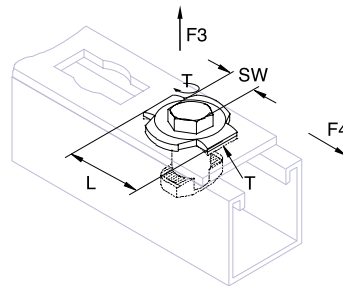
### Kwikstrut Uni lock channel nut

Material : Screw DIN 933-8.8; Nut Steel DD11 - EN 10111; Washer Steel DX51D-Z275 EN 10327

Finish : Electro zinc plated - EN ISO 12329

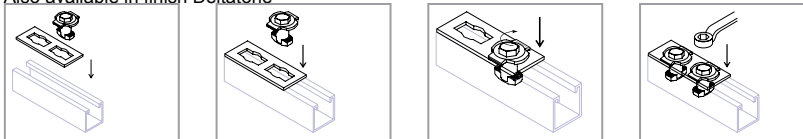


QFNH



Art.Nr.	G	L mm	T mm	F3 kN	F4 kN	Tinst Nm	SW	kg /100	
1391016	M10	40	4.0	4.0	3.0	40	17	10	50


Also available in finish Deltatone



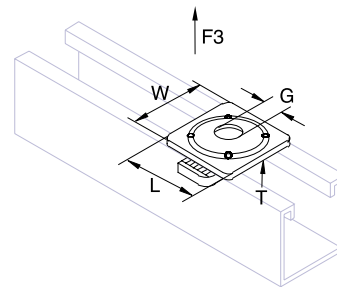
### Kwikstrut channel nut with square washer

Material : Nut S460MC - EN 10149; Washer Steel DX51 - EN 10327

Finish : Electro zinc plated - EN ISO 12329

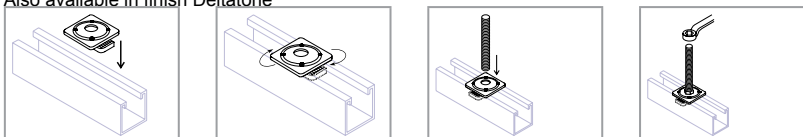


QRN



Art.Nr.	G	L mm	W mm	T mm	F3 kN	kg /100	
1390621	M6	40	40	2.5	5.0	6.2	50
1390821	M8	40	40	2.5	5.0	6	50
1391021	M10	40	40	2.5	5.0	5.8	50
1391221	M12	40	40	2.5	5.0	5.5	50


Also available in finish Deltatone



2d

Kwikstrut Fittings 41mm

TYCENSUP 06/09




## Kwikstrut Channelnuts - Galvanised

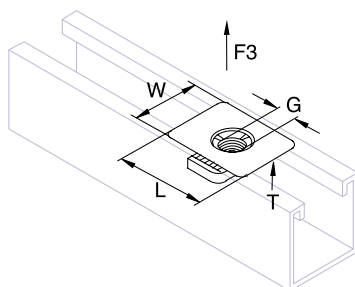
### Kwikstrut channel nut with plastic locater

Material : Nut S460MC - EN 10149; Washer Polyamid

Finish : Electro zinc plated - EN ISO 12329

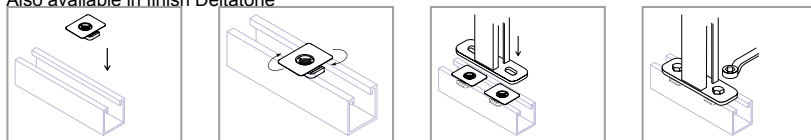


QCN



Art.Nr.	G	L mm	W mm	T mm	F3 kN	kg /100	
1390631	M6	45	34	0.8	5.0	3.5	50
1390831	M8	45	34	0.8	5.0	3.3	50
1391031	M10	45	34	0.8	5.0	3	50
1391231	M12	45	34	0.8	5.0	2.8	50

Also available in finish Deltatone



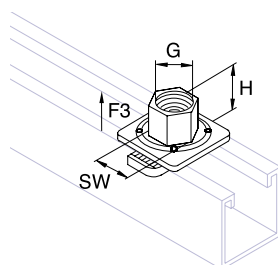
### Kwikstrut channel nut M16 or 1/2"

Material : Steel DD11 - EN 10111

Finish : Electro zinc plated - EN ISO 12329




QEN



Art.Nr.	G	H mm	F3 kN	SW	kg /100	
1391621	M16	26	5.0	22	9.5	50
1392226	1/2	26	5.0	27	11.5	50

Also available in finish Deltatone



2.015

# Kwikstrut Channelnuts - Galvanised

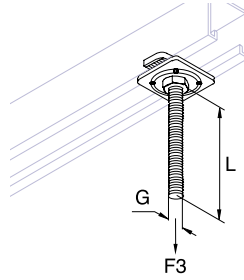
## Kwikstrut stud nuts

Material : Nut S460MC - EN 10149; Washer Steel DX51 - EN 10327

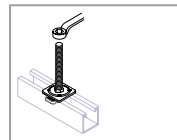
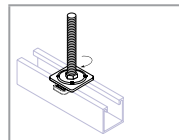
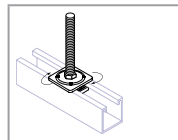
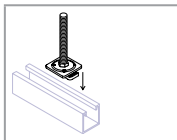
Finish : Electro zinc plated - EN ISO 12329


2d

Kwikstrut Fittings 41mm



Art.Nr.	G	L mm	F3 kN	kg /100	
1390251	M8	25	5.0	8.5	100
1390501	M8	50	5.0	9.2	100
1391001	M8	100	5.0	10.6	100
1391508	M8	150	5.0	12.2	100
1392001	M8	200	5.0	12.9	100
1390253	M10	25	5.0	10	100
1390503	M10	50	5.0	11	100
1391003	M10	100	5.0	12.9	100
1391500	M10	150	5.0	15.6	100
1392003	M10	200	5.0	16.8	100
1390255	M12	25	5.0	11.5	100
1390505	M12	50	5.0	12.9	100
1391005	M12	100	5.0	16.2	100
1391505	M12	150	5.0	19.7	100
1392002	M12	200	5.0	21.5	100



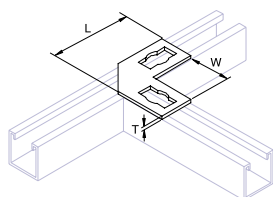


## Kwikstrut Angle Fittings - Galvanised

### Kwikstrut flat angle fitting 90°

Material : Steel DD11 - EN 10111

Finish : Electro zinc plated - EN ISO 12329



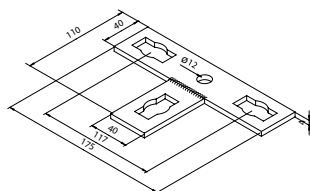
Art.Nr.	L mm	W mm	T mm	Number of Holes	Kg /100	
1390125	92	52	4.0	1&1	12.5	25

Also available in finish Deltatone

### Kwikstrut T-fitting

Material : Steel DD11 - EN 10111

Finish : Electro zinc plated - EN ISO 12229

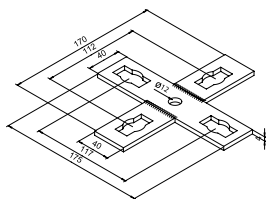



Art.Nr.	L mm	T mm	Number of Holes	Kg /100	
1390146	150	4.0	1&3	18.7	25


### Kwikstrut cross fitting

Material : Steel DD11 - EN 10111

Finish : Electro zinc plated - EN ISO 12229



Art.Nr.	L mm	W mm	T mm	Number of Holes	Kg /100	
1390145	170	170	4.0	2&2	25.0	25



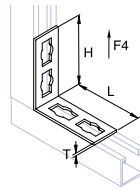

2.017

## Kwikstrut Angle Fittings - Galvanised

### Kwikstrut flat angle fitting 90°

Material : Steel DD11 - EN 10111

Finish : Electro zinc plated - EN ISO 12329



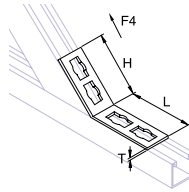
Art.Nr.	L mm	H mm	T mm	F4 kN	Number of Holes	kg /100	
1399025	65	65	4.0	2.0	1&1	10.9	25
1399035	65	110	4.0	2.0	1&2	14.6	25
1399045	110	110	4.0	3.0	2&2	18.6	25

Also available in finish Deltatone

### Kwikstrut flat angle fitting 135°

Material : Steel DD11 - EN 10111

Finish : Electro zinc plated - EN ISO 12329



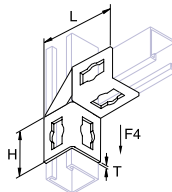
Art.Nr.	L mm	H mm	T mm	F4 kN	Number of Holes	kg /100	
1393535	65	110	4.0	2.0	1&2	14.3	25
1393545	110	110	4.0	3.0	2&2	18	25

Also available in finish Deltatone

### Kwikstrut angle fitting 90°

Material : Steel DD11 - EN 10111

Finish : Electro zinc plated - EN ISO 12329




Art.Nr.	L mm	H mm	T mm	F4 kN	Number of Holes	kg /100	
1399055	103	58	4.0	2.0	2&2	24.9	10
1399065	150	106	4.0	3.0	4&4	40.8	10

Also available in finish Deltatone

2e

Kwikstrut Fittings 41mm

TYCENSUP 06/09

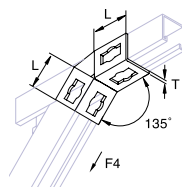


## Kwikstrut Angle Fittings - Galvanised

### Kwikstrut angle fitting 135°

Material : Steel DD11 - EN 10111

Finish : Electro zinc plated - EN ISO 12329



QFA 135

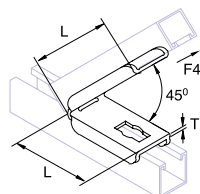
Art.Nr.	L mm	T mm	F4 kN	Number of Holes	kg /100	
1393555	56	4.0	2.0	2&2	38	10
1393565	103	4.0	3.0	4&4	39	10

Also available in finish Deltatone

### Kwikstrut angle fitting 45°

Material : Steel DD11 - EN 10111

Finish : Electro zinc plated - EN ISO 12329




QFFA45

Art.Nr.	L mm	T mm	F4 kN	Number of Holes	kg /100	
1394525	104	5.0	2.0	1&1	46	25

Also available in finish Deltatone





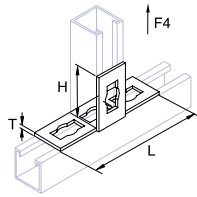

2.019

## Kwikstrut Special Fittings - Galvanised

### Kwikstrut angle - T fitting

Material : Steel DD11 - EN 10111

Finish : Electro zinc plated - EN ISO 12329



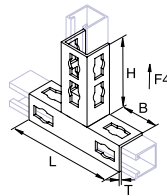
Art.Nr.	L mm	H mm	T mm	F4 kN	Number of Holes	Kg /100	
1390115	150	66	4.0	2.0	1&3	18.7	25

Also available in finish Deltatone

### Kwikstrut cross fitting

Material : Steel DD11 - EN 10111

Finish : Electro zinc plated - EN ISO 12329



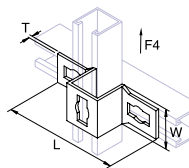

Art.Nr.	L mm	H mm	T mm	F4 kN	Number of Holes	Kg /100	
1394118	175	108	4.0	3.0	6&4	69	25

Also available in finish Deltatone

### Kwikstrut U shaped fitting

Material : Steel DD11 - EN 10111

Finish : Electro zinc plated - EN ISO 12329




Art.Nr.	L mm	W mm	T mm	F4 kN	Number of Holes	Kg /100	
1394138	162	52	4.0	2.0	2&1	29.1	25

Also available in finish Deltatone

2f

Kwikstrut Fittings 41mm

TYCENSUP 06/09

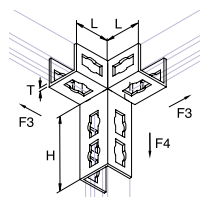


## Kwikstrut Special Fittings - Galvanised

### Kwikstrut 3 way cross fitting

Material : Steel DD11 - EN 10111

Finish : Electro zinc plated - EN ISO 12329



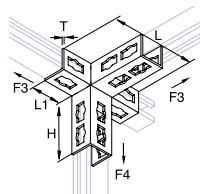

Art.Nr.	L mm	H mm	T mm	F3 kN	F4 kN	Number of Holes	$\frac{Kg}{100}$	
1394111	62	107	4.0	2.0	3.0	6&3&3	66	10
1394112	62	107	4.0	2.0	3.0	6&3&3	66	10

Also available in finish Deltatone

### Kwikstrut 4 way cross fitting

Material : Steel DD11 - EN 10111

Finish : Electro zinc plated - EN ISO 12329



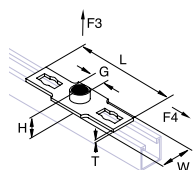
Art.Nr.	L mm	L1 mm	H mm	T mm	F3 kN	F4 kN	Number of Holes	$\frac{Kg}{100}$	
1394178	175	62	108	4.0	2.0	3.0	6&3&4	110	10

Also available in finish Deltatone


### Kwikstrut rod connection fitting

Material : Steel DD11 - EN 10111

Finish : Electro zinc plated - EN ISO 12329



Art.Nr.	G	L mm	W mm	H mm	T mm	F3 kN	F4 kN	Number of Holes	$\frac{Kg}{100}$	
1390825	M8	176	56	13	5.0	5.0	3.0	2	27.4	25
1391025	M10	176	56	13	5.0	5.0	3.0	2	27.2	25
1391225	M12	176	56	15	5.0	5.0	3.0	2	27.4	25
1391625	M16	176	56	18	5.0	5.0	3.0	2	30.6	25
1392225	1/2"	176	56	20.5	5.0	5.0	3.0	2	29.7	25
1392825	3/4"	176	56	22.5	5.0	5.0	3.0	2	30.9	25



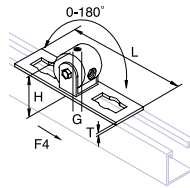
2.021

## Kwikstrut Special Fittings - Galvanised

### Kwikstrut adjustable rod connection fitting

Material : Steel DD11 - EN 10111

Finish : Electro zinc plated - EN ISO 12329

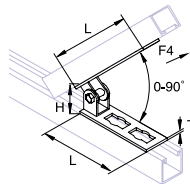



Art.Nr.	G	L mm	H mm	T mm	F4 kN	Number of Holes	kg /100	
1390135	M8/M10/M12	150	53	5.0	3.0	2	51.4	10

### Kwikstrut adjustable angle fitting

Material : Steel DD11 - EN 10111

Finish : Electro zinc plated - EN ISO 12329

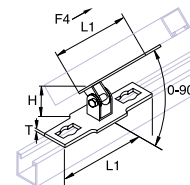


Art.Nr.	L mm	H mm	T mm	F4 kN	Number of Holes	kg /100	
1390185	122	55	5.0	3.0	2&2	44.8	10

### Kwikstrut adjustable angle - T fitting

Material : Steel DD11 - EN 10111

Finish : Electro zinc plated - EN ISO 12329



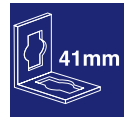
Art.Nr.	L mm	L1 mm	H mm	T mm	F4 kN	Number of Holes	kg /100	
1390195	122	176	55	5.0	3.0	2&2	51	10

Also available in finish Deltatone

2f

Kwikstrut Fittings 41mm

TYCENSUP 06/09

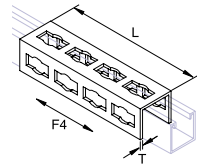



## Kwikstrut Special Fittings - Galvanised


### Kwikstrut channel coupler

Material : Steel DD11 - EN 10111

Finish : Electro zinc plated - EN ISO 12329




QFDC

Art.Nr.	L mm	T mm	F4 kN	Number of Holes	kg /100	
1394148	193	4.0	3.0	12	51	10

Also available in finish Deltatone

2f

Kwikstrut Fittings 41mm



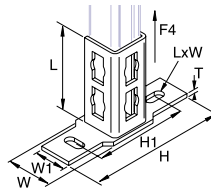
2.023

## Kwikstrut Channel Base Fittings - Galvanised

### Kwikstrut Channel Base Fittings

Material : Steel DD11 - EN 10111

Finish : Electro zinc plated - EN ISO 12329

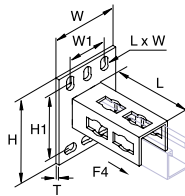


Art.Nr.	L mm	W mm	W1 mm	H mm	H1 mm	T mm	LxW mm	F4 kN	Number of Holes	Kg /100	
1394159		56	40	175	118	5	12.5x25	3.0	6	70.0	10

### Kwikstrut Channel Base Fittings

Material : Steel DD11 - EN 10111

Finish : Electro zinc plated - EN ISO 12329



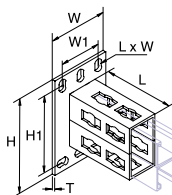
Art.Nr.	L mm	W mm	W1 mm	H mm	H1 mm	T mm	LxW mm	F4 kN	Number of Holes	Kg /100	
1394158	108	100	62	130	100	5.0	12.5x20	3.0	6	77.1	10

Also available in finish Deltatone

### Kwikstrut Channel Base Fittings

Material : Steel DD11 - EN 10111

Finish : Electro zinc plated - EN ISO 12329




Art.Nr.	L mm	W mm	W1 mm	H mm	H1 mm	T mm	LxW mm	Number of Holes	Kg /100	
1394458	108	130	62	170	140	8.0	12.5x20	6&6	192	5

Also available in finish Deltatone

2g

Kwikstrut Fittings 41mm

TYCENSUP 06/09



## Kwikstrut Channel Base Fittings - Galvanised

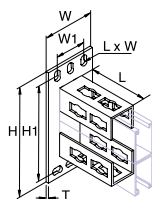
### Kwikstrut Channel Base Fittings


Material : Steel DD11 - EN 10111

Finish : Electro zinc plated - EN ISO 12329



QB124




Art.Nr.	L mm	W mm	W1 mm	H mm	H1 mm	T mm	LxW mm	Number of Holes	kg /100	
1396658	108	130	62	210	180	8.0	12.5x20	6&6	224.6	5

Also available in finish Deltatone

2g

Kwikstrut Fittings 41mm



2.025

## Kwikstrut Cantilever Arms & Angle Brackets - Galvanised

Universal brace fitting for Unistrut channels

Material : Steel DD11 - EN 10111

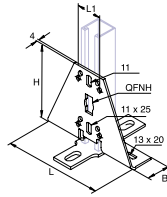
Finish : Electro zinc plated - EN ISO 12329

2h

Kwikstrut Fittings 41mm



QB



Art.Nr.	D mm	L mm	L1 mm	H mm	T mm	LxW mm	Kg /100	
1391391	11	197	50	147	4.0	11x25	70	10

Also available in finish Deltatone

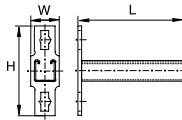
### Kwikstrut cantilever arm

Material : Steel DD11 - EN 10111

Finish : Electro zinc plated - EN ISO 12329



QLCA



Art.Nr.	L mm	W mm	H mm	Kg /100	
1394119	200	56	174	75.2	10
1394129	250	56	174	87.3	10
1394139	350	56	174	111.3	10
1394149	450	56	174	136.2	10

Also available in finish Deltatone

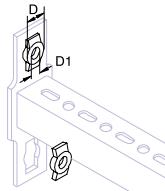
### Kwikstrut adapter washer

Material : Steel DD11 - EN 10111

Finish : Electro zinc plated - EN ISO 12329




QCA



Art.Nr.	D mm	D1 mm	Kg /100	
1390865	27	8.5	2.1	50
1391065	27	10.5	2	50
1391265	27	12.5	1.9	50

Also available in finish Deltatone

TYCENSUP 06/09

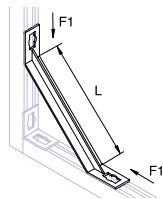


## Kwikstrut Cantilever Arms & Angle Brackets - Galvanised

### Kwikstrut brace fitting

Material : Steel DD11 - EN 10111

Finish : Electro zinc plated - EN ISO 12329



QBF

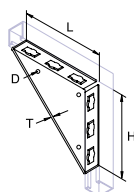
Art.Nr.	L mm	F1 kN	⊕ Kg /100	
1393007	300	2.0	60	10
1394007	400	2.0	75	10
1395007	500	2.0	88	10
1396007	600	2.0	106.5	10

Also available in finish Deltatone

### Kwikstrut angle bracket

Material : Steel DD11 - EN 10111

Finish : Electro zinc plated - EN ISO 12329



QKON

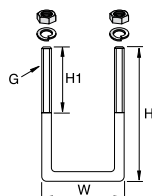
Art.Nr.	D mm	L mm	H mm	T mm	⊕ Kg /100	
1390155	12.5	195	195	4.0	99.2	10
1390165	12.5	155	210	4.0	77.8	10

Also available in finish Deltatone

### U bolt for universal brace

Material : Steel DD11 - EN 10111

Finish : Electro zinc plated - EN ISO 12329



QUB

Art.Nr.	G	W mm	H mm	H1 mm	⊕ Kg /100	
1392169	M8	57	65	35	6.4	20
1394169	M8	57	85	35	7.6	20
1394269	M8	57	125	35	10.1	20
1396269	M8	57	108	35	9	20
1396369	M8	57	167	35	13	20


Also available in finish Deltatone

2h

Kwikstrut Fittings 41mm

TYCENSUP 06/09





2.027

## Unistrut Channel Nuts - Galvanised

### Unistrut Channel Nuts

Material : Steel DD11 - EN 10111

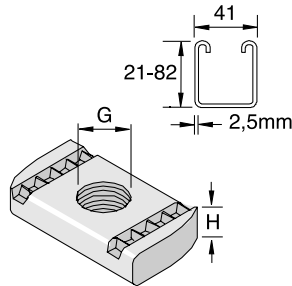
Finish : Electro zinc plated - DIN EN 12329

2i

Unistrut Fittings 41mm



PNP



Art.Nr.	G	H mm	⊘ Kg /100	
PNP06ZP	M6	6.5	3.1	100
PNP08ZP	M8	8	3.5	100
PNP10ZP	M10	9	3.8	100
PNP12AZP	M12	9	3.6	100
PNP12ZP	M12	12	4.5	100
PNP16ZP	M16	12	8	100

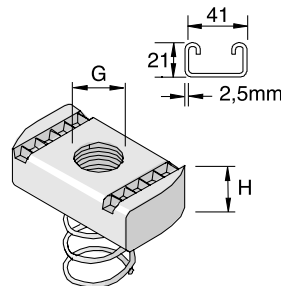
### Unistrut Channel Nuts short spring

Material : Steel DD11 - EN 10111

Finish : Electro zinc plated - DIN EN 12329



PNS



Art.Nr.	G	H mm	⊘ Kg /100	
PNS06ZP	M6	6.5	3.1	100
PNS08ZP	M8	8	3.5	100
PNS10ZP	M10	9	3.9	100
PNS12AZP	M12	9	3.6	100



## Unistrut Channel Nuts - Galvanised

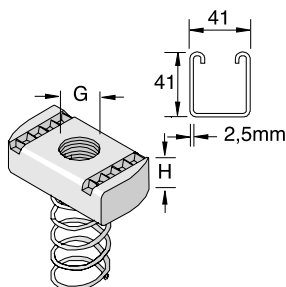
### Unistrut Channel Nuts long spring

Material : Steel DD11 - EN 10111

Finish : Electro zinc plated - DIN EN 12329




PNL



Art.Nr.	G	H mm	kg /100	
PNL06ZP	M6	6.5	3.3	100
PNL08ZP	M8	8	3.5	100
PNL10ZP	M10	9	4	100
PNL12AZP	M12	9	3.6	100
PNL12ZP	M12	12	4.8	100

		Art. nr. 	T (Nm)	F3 kN	F4 kN
 P1000 41 		PNP06ZP	12	4.70	0.49
		PNP08ZP	28	5.78	1.56
		PNP10ZP	55	6.86	3.40
		PNP12ZP	95	8.82	6.67
		PNP16ZP	125	10.30	7.35
		M16SN*	95	8.82	
 P3300 41 		PNP06ZP	12	4.70	0.49
		PNP08ZP	28	5.78	1.56
		PNP10ZP	55	6.86	3.40
		PNP12AZ	60	6.86	2.64
		M16SN*	95	8.82	
 P2000 41 		PNP06ZP	12	3.33	0.49
		PNP08ZP	28	3.53	1.56
		PNP10ZP	40	3.92	1.66
		PNP12ZP	40	4.41	3.13
		PNP16ZP	55	4.90	3.33
		M16SN*	40	3.92	
 P4000 41 		PNP06ZP	12	3.33	0.49
		PNP08ZP	28	3.53	1.56
		PNP10ZP	40	3.92	1.66
		PNP12AZP	40	4.41	1.96
		M16SN*	40	3.92	0.00



2.029

## Unistrut Stud Nuts - Galvanised

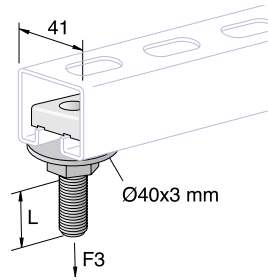
### Unistrut Stud Nuts

Material : Steel SAE 1010/1025

Finish : Electro zinc plated - DIN EN 12229

2j

Unistrut Fittings 41mm



Art.Nr.	G	L mm	kg /100	
M6X30SN	M6	18.5	6.4	50
M8X30SN	M8	15.5	7.8	50
M8X40SN	M8	25.5	8.1	50
M8X50SN	M8	35.5	8.4	50
M8X60SN	M8	45.5	8.8	50
M8X75SN	M8	60.5	9	50
M8X100SN	M8	85.5	9.7	50
M10X30SN	M10	13	9.2	50
M10X40SN	M10	23	9.8	50
M10X50SN	M10	33	7.4	50
M10X60SN	M10	43	10.7	50
M10X75SN	M10	58	11.1	50
M10X100SN	M10	83	12.2	50
M12X30SN	M12	11	10.3	50
M12X40SN	M12	21	10.8	50
M12X50SN	M12	31	12.2	50
M12X60SN	M12	41	12.2	50
M12X75SN	M12	56	13.7	50
M12X100SN	M12	81	15.1	50
M16X63SN	M16	40	17	50
M16X102SN	M16	79	17	50

Art. nr.	F3 kN	
 41 2	M6 x .. SN	4.70
	M8 x .. SN	5.78
	M10 x .. SN	6.86
	M12 x .. SN	8.82
	M16 x .. SN*	8.82
 21 41 2	M6 x .. SN	4.70
	M8 x .. SN	5.78
	M10 x .. SN	6.86
	M12 x .. SN	6.86
	M16 x .. SN*	8.82
 41 2	M6 x .. SN	3.33
	M8 x .. SN	3.53
	M10 x .. SN	3.92
	M12 x .. SN	4.41
	M16 x .. SN*	3.92
 21 41 2	M6 x .. SN	3.33
	M8 x .. SN	3.53
	M10 x .. SN	3.92
	M12 x .. SN	4.41
	M16 x .. SN*	3.92

TYCENSUP 06/09

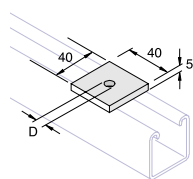



## Unistrut Flat Fittings - Galvanised

### Unistrut Flat Fittings

Material : Steel DD11 - EN 10111

Finish : Hot dip galvanised - EN ISO 1461: 1999



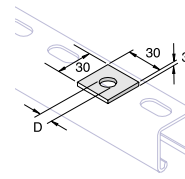
P1062

Art.Nr.	D mm	G	T mm	Kg /100	
P1964	17	M16	5		

### Unistrut Flat Fittings

Material : Steel DD11 - EN 10111

Finish : Electro zinc plated - DIN EN 12329



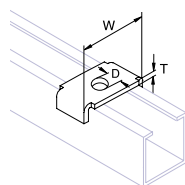
P1063

Art.Nr.	D mm	G	L mm	T mm	Kg /100	
P1063/06	8	M6	30	3	2	100
P1063/08	10	M8	30	3	2	100
P1063/10	12	M10	30	3	1.8	100
P1063/12	14	M12	30	3	4	100

### U Shaped Washer for 41 mm width channel

Material : Steel DD11 - EN 10111

Finish : Electro zinc plated - DIN EN 12329



H41

Art.Nr.	D mm	W mm	T mm	Kg /100	
1404110	8.5	26	4	4.1	100
1404120	10.5	26	4	4.0	100
1404130	12.5	26	4	3.9	100

2k

Unistrut Fittings 41mm



2.031

## Unistrut Angle Fittings 90° - Galvanised

### Unistrut Angle Fittings 90°

Material : Steel DD11 - EN 10111

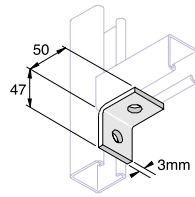
Finish : Electro zinc plated - DIN EN 12329

21

Unistrut Fittings 41mm



P1026S1



Art.Nr.	L mm	H mm	T mm	Kg /100	
P1026-S1	50	47	3	5	100



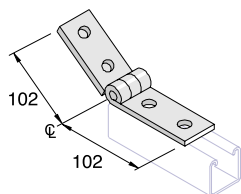
## Unistrut Special Angle Fittings - Galvanised

### Unistrut Special adjustable Angle Fittings

Material : Steel DD11 - EN 10111  
 Finish : Electro zinc plated - DIN EN 12329

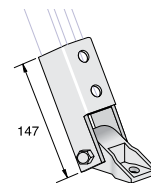
### Unistrut Special adjustable Angle Fittings

Material : Steel S280 - EN 10149-3  
 Finish : Electro zinc plated - DIN EN 12329



P1354

Art.Nr.	Kg /100	
P1354	45.2	10




P2815S

Art.Nr.	Kg /100	
P2815S	149.9	10

2m

Unistrut Fittings 41mm



2.033

## Unistrut Channel Beamclamps - Galvanised

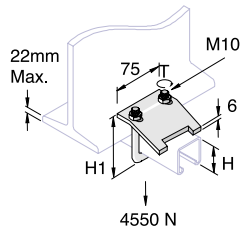
Unistrut Fittings 41mm 2n

### Beamclamp for Unistrut channel

Material : Steel DD11 - EN 10111  
 Finish : Electro zinc plated - DIN EN 12329



P2785-88



Art.Nr.	H mm	H1 mm	Tinst Nm	kg /100	
P2785	21-41	86	22	36	25
P2786	62-83	127	22	40	10

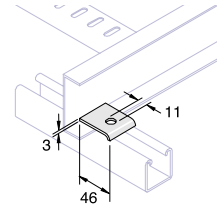
Art.Nr.	H mm	H1 mm	Tinst Nm	kg /100
P2788	124-165	209	22	40

### Beamclamp for Unistrut channel


Material : Steel DD11 - EN 10111  
 Finish : Electro zinc plated - DIN EN 12329



P1386-S1



Art.Nr.	kg /100	
P1386-S1	3.5	100



## Unistrut Channel Foot brackets - Galvanised

### Unistrut Channel Foot brackets

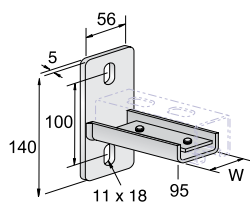
Material : Steel DD11 - EN 10111

Finish : Electro zinc plated - DIN EN 12329

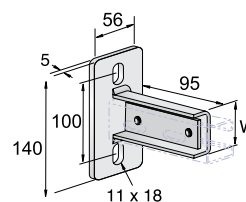
### Unistrut Channel Foot brackets

Material : Steel DD11 - EN 10111

Finish : Electro zinc plated - DIN EN 12329



SF-S



SF-L


Art.Nr.	W mm	Kg /100	
3910073	41	84.1	10

Art.Nr.	W mm	Kg /100	
3910074	41	70.9	10

20

Unistrut Fittings 41mm






2.035

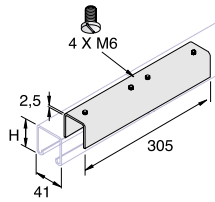
## Unistrut Channel Couplers - Galvanised

### Unistrut internal Channel Couplers

Material : Steel S280 + Z275 - EN 10326:2004  
Finish : Electro zinc plated - DIN EN 12329




P1219

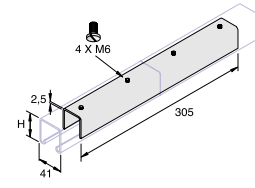


### Unistrut internal Channel Couplers

Material : Steel S280 + Z275 - EN 10326:2004  
Finish : Electro zinc plated - DIN EN 12329



P1218




2p

Unistrut Fittings 41mm

Art.Nr.	Kg /100	
P1219	19	10

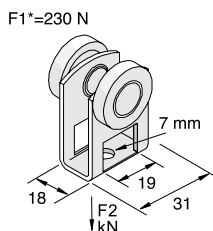
Art.Nr.	Kg /100	
P1218	53.9	10



## Unistrut Channel trolleys assembly - Galvanised

### Unistrut Channel trolleys assembly

Material : Steel S280 - EN 10149-3  
 Finish : Electro zinc plated - DIN EN 12329

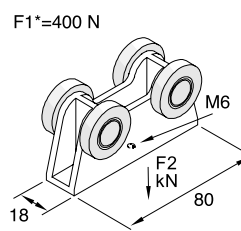


P2749

Art.Nr.	F2 kN	Suitable for:	kg /100	
P2749	0.23	P1000	9.5	25

### Unistrut Channel trolleys assembly

Material : Steel S280 - EN 10149-3

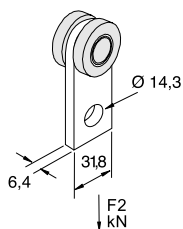


P2750/1

Art.Nr.	F2 kN	Suitable for:	kg /100	
P2750/1	0.4	P1000	6.8	25

### Unistrut Channel trolleys assembly

Material : Steel S280 - EN 10149-3  
 Finish : Electro zinc plated - DIN EN 12329

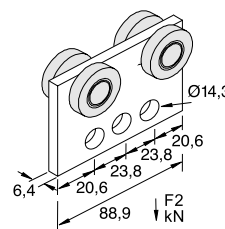


P2949

Art.Nr.	F2 kN	Suitable for:	kg /100	
P2949	0.7	P1000	20.8	25

### Unistrut Channel trolleys assembly

Material : Steel S280 - EN 10149-3  
 Finish : Electro zinc plated - DIN EN 12329



P2950

Art.Nr.	F2 kN	Suitable for:	kg /100	
P2950	1.3	P1000	49.9	10

20

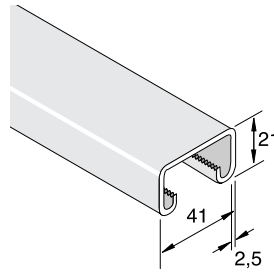
Unistrut Fittings 41mm

TYCENSUP 06/09

# Single Channels - Hot Dip Galvanised

## Unistrut single channel P3300

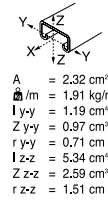
Material : Steel S280JR - EN 10025  
 Finish : Hot dip galvanised - EN ISO 1461: 1999



P3300-HDG

Art.Nr.	L mm	WEIGHT Kg
P3311136	6000	11.46

L(mm)	$\sigma=175 \text{ N/mm}^2$		$\sigma=175 \text{ N/mm}^2$		F (kN)	$\delta = \frac{1}{360}L$	F (kN)
	Fmax(kN)	$\delta_{\text{max}}(\text{mm})$	Fmax(kN)	$\delta_{\text{max}}(\text{mm})$			
250	2.712	0.36	5.425	0.45	-	-	10.222
500	1.354	1.45	2.708	1.81	-	2.080	9.761
750	0.903	3.26	1.805	4.07	1.658	0.922	8.427
1000	0.677	5.79	1.354	7.24	0.932	0.520	6.769
1250	0.540	9.06	1.079	11.32	0.598	0.324	5.376
1500	0.451	13.04	0.903	16.30	0.412	0.226	4.287*
1750	0.387	17.75	0.775	22.19	0.304	-	3.463*
2000	0.338	23.19	0.677	28.99	0.226	-	-

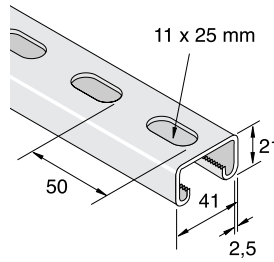


A = 2.32 cm<sup>2</sup>  
 $\rho/m = 1.91 \text{ kg/m}$   
 $I_{y-y} = 1.19 \text{ cm}^4$   
 $Z_{y-y} = 0.97 \text{ cm}^3$   
 $r_{y-y} = 0.71 \text{ cm}$   
 $I_{z-z} = 5.34 \text{ cm}^4$   
 $Z_{z-z} = 2.59 \text{ cm}^3$   
 $r_{z-z} = 1.51 \text{ cm}$

\*k,L/r  $\geq 180 < 250$

## Unistrut single channel P3300T10

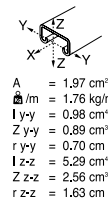
Material : Steel S280JR - EN 10025  
 Finish : Hot dip galvanised - EN ISO 1461: 1999



P3300T10-HDG

Art.Nr.	L mm	WEIGHT Kg
P3311333	3000	10.567
P3311336	6000	10.567

L(mm)	$\sigma=175 \text{ N/mm}^2$		$\sigma=175 \text{ N/mm}^2$		F (kN)	$\delta = \frac{1}{360}L$	F (kN)
	Fmax(kN)	$\delta_{\text{max}}(\text{mm})$	Fmax(kN)	$\delta_{\text{max}}(\text{mm})$			
250	2.492	0.40	4.983	0.50	-	-	-
500	1.246	1.61	2.492	2.01	-	1.707	-
750	0.829	3.63	1.658	4.54	1.364	0.755	-
1000	0.623	6.46	1.246	8.07	0.765	0.422	-
1250	0.495	10.09	0.991	12.61	0.491	0.265	-
1500	0.412	14.54	0.824	18.17	0.334	-	-
1750	0.353	19.78	0.706	24.73	0.245	-	-
2000	0.309	25.84	0.618	32.30	-	-	-



A = 1.97 cm<sup>2</sup>  
 $\rho/m = 1.76 \text{ kg/m}$   
 $I_{y-y} = 0.98 \text{ cm}^4$   
 $Z_{y-y} = 0.89 \text{ cm}^3$   
 $r_{y-y} = 0.70 \text{ cm}$   
 $I_{z-z} = 5.29 \text{ cm}^4$   
 $Z_{z-z} = 2.56 \text{ cm}^3$   
 $r_{z-z} = 1.63 \text{ cm}$

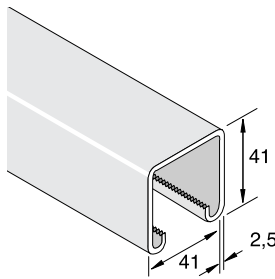


# Single Channels - Hot Dip Galvanised

## Unistrut single channel P1000

Material : Steel S280JR - EN 10025

Finish : Hot dip galvanised - EN ISO 1461: 1999

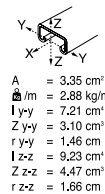


2r

Unistrut Channels 41mm

Art.Nr.	L mm	WEIGHT Kg
P1011136	6000	17.295

L(mm)	F (kN)		F (kN)		F (kN)	F (kN)	F (kN)
	Fmax(kN)	δ max(mm)	Fmax(kN)	δ max(mm)			
250	8,677	0,18	17,354	0,23	-	-	16,608
500	4,336	0,76	8,672	0,95	-	-	16,187
750	2,889	1,72	5,778	2,15	-	5,602	15,245
1000	2,168	3,06	4,336	3,82	-	3,149	13,685
1250	1,731	4,78	3,463	5,97	-	2,011	12,086
1500	1,442	6,88	2,884	8,60	2,521	1,393	10,722
1750	1,236	9,36	2,472	11,70	1,844	1,020	9,575
2000	1,084	12,23	2,168	15,29	1,413	0,785	8,623
2250	0,961	15,48	1,923	19,35	1,118	0,618	7,819
2500	0,863	19,11	1,727	23,89	0,903	0,500	7,112



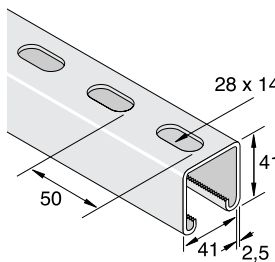
$A = 3,35 \text{ cm}^2$   
 $\frac{A}{m} = 2,88 \text{ kg/m}$   
 $I_{y-y} = 7,21 \text{ cm}^4$   
 $Z_{y-y} = 3,10 \text{ cm}^3$   
 $r_{y-y} = 1,46 \text{ cm}$   
 $I_{z-z} = 9,23 \text{ cm}^4$   
 $Z_{z-z} = 4,47 \text{ cm}^3$   
 $r_{z-z} = 1,66 \text{ cm}$

\*k,L/r =>180 < 250

## Unistrut single channel P1000T

Material : Steel S280JR - EN 10025

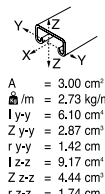
Finish : Hot dip galvanised - EN ISO 1461: 1999



IBMB nr. 3925/240

Art.Nr.	L mm	WEIGHT Kg
P1011236	6000	16.402

L(mm)	F (kN)		F (kN)		F (kN)	F (kN)	F (kN)
	Fmax(kN)	δ max(mm)	Fmax(kN)	δ max(mm)			
250	8,034	0,22	16,069	0,27	-	-	16,283
500	4,017	0,84	8,034	1,05	-	-	16,039
750	2,678	1,88	5,356	2,35	-	4,738	15,274
1000	2,006	3,34	4,012	4,18	-	2,659	13,626
1250	1,604	5,23	3,208	6,54	3,071	1,707	11,880
1500	1,339	7,53	2,678	9,41	2,129	1,177	10,418
1750	1,148	10,25	2,296	12,81	1,560	0,863	9,231
2000	1,001	13,38	2,001	16,73	1,197	0,657	8,270
2250	0,893	16,94	1,785	21,18	0,942	0,520	7,465
2500	0,800	20,92	1,599	26,15	0,765	0,422	6,779



$A = 3,00 \text{ cm}^2$   
 $\frac{A}{m} = 2,73 \text{ kg/m}$   
 $I_{y-y} = 6,10 \text{ cm}^4$   
 $Z_{y-y} = 2,87 \text{ cm}^3$   
 $r_{y-y} = 1,42 \text{ cm}$   
 $I_{z-z} = 9,17 \text{ cm}^4$   
 $Z_{z-z} = 4,44 \text{ cm}^3$   
 $r_{z-z} = 1,74 \text{ cm}$

\*k,L/r =>180 < 250

Tyco reserves the right to change the contents without notice

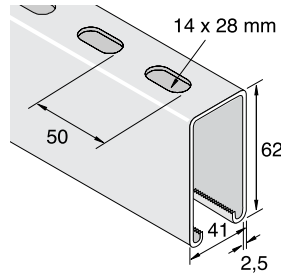
TYCENSUP 06/09

# Single Channels - Hot Dip Galvanised

## Unistrut single channel P5500T

Material : Steel S280JR - EN 10025

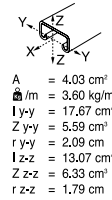
Finish : Hot dip galvanised - EN ISO 1461: 1999



P5500T-HDG

Art.Nr.	L mm	WEIGHT Kg
P5511236	6000	21.617

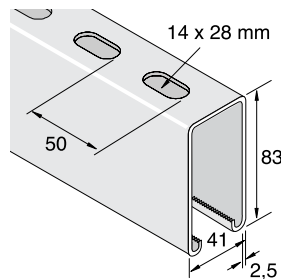
L(mm)	$\sigma=167 \text{ N/mm}^2$		$\sigma=167 \text{ N/mm}^2$		$\delta = 1/200L$	$\delta = 1/360L$	F (kN)	F (kN)
	Fmax(kN)	$\delta_{\text{max}}(\text{mm})$	Fmax(kN)	$\delta_{\text{max}}(\text{mm})$				
250	-	-	-	-	-	-	-	20.277
500	-	-	-	-	-	-	-	20.081
750	4.964	1.20	9.928	1.50	-	-	-	18.443
1000	3.723	2.14	7.446	2.67	-	-	-	15.245
1250	2.977	3.34	5.955	4.18	-	-	4.944	12.557
1500	2.482	4.82	4.964	6.02	-	-	3.434	10.507
1750	2.124	6.55	4.248	8.19	-	-	2.521	8.966
2000	1.859	8.56	3.718	10.70	-	-	3.473	1.923
2250	1.653	10.84	3.306	13.55	-	-	2.747	1.521
2500	1.486	13.38	2.972	16.73	-	-	2.217	1.236



## Unistrut single channel P5000T

Material : Steel S280JR - EN 10025

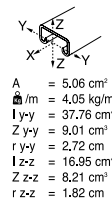
Finish : Hot dip galvanised - EN ISO 1461: 1999



P5000T-HDG

Art.Nr.	L mm	WEIGHT Kg
P5011236	6000	26.906

L(mm)	$\sigma=132 \text{ N/mm}^2$		$\sigma=132 \text{ N/mm}^2$		$\delta = 1/200L$	$\delta = 1/360L$	F (kN)	F (kN)
	Fmax(kN)	$\delta_{\text{max}}(\text{mm})$	Fmax(kN)	$\delta_{\text{max}}(\text{mm})$				
250	-	-	-	-	-	-	-	19.620
500	-	-	-	-	-	-	-	19.355
750	6.298	0.71	12.596	0.89	-	-	-	16.422
1000	4.724	1.27	9.447	1.59	-	-	-	12.822
1250	3.777	1.98	7.554	2.48	-	-	-	10.124
1500	3.149	2.86	6.298	3.58	-	-	-	8.182
1750	2.698	3.89	5.396	4.86	-	-	-	6.769
2000	2.359	5.09	4.719	6.36	-	-	4.120	5.719
2250	2.099	6.44	4.199	8.05	-	-	3.257	4.934
2500	1.888	7.94	3.777	9.93	-	-	2.639	4.326



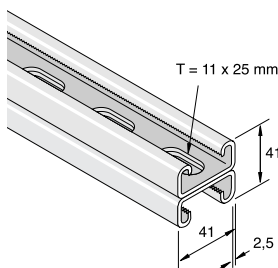


# Double Channel - Hot Dip Galvanised

## Unistrut Double Channel P3301T10 Hot Dip Galvanised

Material : Steel S280JR - EN 10025

Finish : Hot dip galvanised - EN ISO 1461: 1999



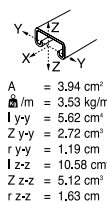
P3301T10-HDG

2s

Unistrut Channels 41mm

Art.Nr.	L mm	WEIGHT Kg
P3331336	6000	21.134

L(mm)	$\sigma=175 \text{ N/mm}^2$		$\sigma=175 \text{ N/mm}^2$		$f=1/200L$ F (kN)	$f=1/360L$ F (kN)	F (kN)
	Fmax(kN)	fmax(mm)	Fmax(kN)	fmax(mm)			
250	7.613	0.21	15.225	0.26	-	-	17.266
500	3.806	0.86	7.613	1.07	-	-	17.030
750	2.536	1.94	5.072	2.42	-	4.365	16.599
1000	1.903	3.44	3.806	4.30	-	2.453	15.667
1250	1.521	5.38	3.041	6.72	2.825	1.570	14.156
1500	1.265	7.74	2.531	9.68	1.962	1.089	12.478
1750	1.084	10.54	2.168	13.18	1.442	0.795	10.899
2000	0.952	13.77	1.903	17.21	1.099	0.608	9.496
2250	0.844	17.42	1.687	21.78	0.873	0.481	8.289*
2500	0.760	21.49	1.521	26.86	0.706	0.392	7.250*
2750	0.692	26.03	1.383	32.54	0.579	0.324	6.377*
3000	0.633	30.98	1.265	38.73	0.491	0.265	-



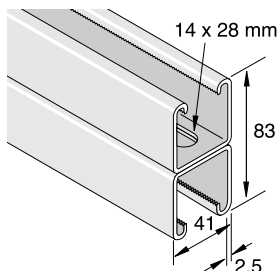

- A = 3.94 cm<sup>2</sup>
- $\Delta/m$  = 3.53 kg/m
- I y-y = 5.62 cm<sup>4</sup>
- Z y-y = 2.72 cm<sup>4</sup>
- r y-y = 1.19 cm
- I z-z = 10.58 cm<sup>4</sup>
- Z z-z = 5.12 cm<sup>4</sup>
- r z-z = 1.63 cm

\*k.L/r >= 180 < 250

## Unistrut Double Channel P1001T

Material : Steel S280JR - EN 10025

Finish : Hot dip galvanised - EN ISO 1461: 1999

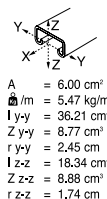


P1001T-HDG



Art.Nr.	L mm	WEIGHT Kg
P1031236	6000	32.804

L(mm)	$\sigma=175 \text{ N/mm}^2$		$\sigma=175 \text{ N/mm}^2$		$\delta=1/200L$ F (kN)	$\delta=1/360L$ F (kN)	F (kN)
	Fmax(kN)	$\delta_{max}(mm)$	Fmax(kN)	$\delta_{max}(mm)$			
750	8.182	0.97	16.363	1.21	-	-	27.027
1000	6.136	1.72	12.272	2.15	-	-	26.585
1250	4.910	2.69	9.820	3.36	-	-	25.830
1500	4.091	3.87	8.182	4.84	-	7.034	24.584
1750	3.057	5.27	7.014	6.59	-	5.170	22.906
2000	3.066	6.89	6.131	8.61	-	3.953	21.042
2250	2.727	8.72	5.454	10.90	-	3.120	19.198
2500	2.453	10.77	4.905	13.46	4.552	2.531	17.452
2750	2.232	13.02	4.464	16.28	3.767	2.090	15.852
3000	2.045	15.50	4.091	19.38	3.159	1.756	14.391*



- A = 6.00 cm<sup>2</sup>
- $\Delta/m$  = 5.47 kg/m
- I y-y = 36.21 cm<sup>4</sup>
- Z y-y = 8.77 cm<sup>4</sup>
- r y-y = 2.45 cm
- I z-z = 18.34 cm<sup>4</sup>
- Z z-z = 8.88 cm<sup>4</sup>
- r z-z = 1.74 cm

\*k.L/r >= 180 < 250

Tycos reserves the right to change the contents without notice

TYCENSUP 06/09

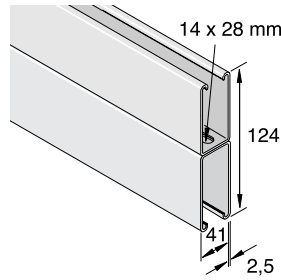
2.041

## Double Channel - Hot Dip Galvanised

### Unistrut Double Channel P5501T

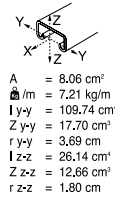
Material : Steel S280JR - EN 10025

Finish : Hot dip galvanised - EN ISO 1461: 1999



Art.Nr.	L mm	WEIGHT Kg
P5521236	6000	42.234

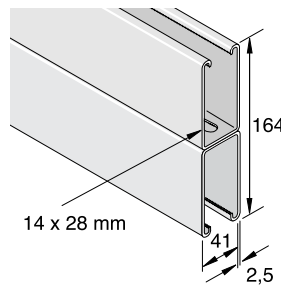

L(mm)	$\sigma=167 \text{ N/mm}^2$		$\sigma=167 \text{ N/mm}^2$		F (kN)	$\delta=1/200L$	$\delta=1/360L$	F(kN)
	Fmax(kN)	$\delta_{\text{max}}(\text{mm})$	Fmax(kN)	$\delta_{\text{max}}(\text{mm})$				
750	-	-	-	-	-	-	-	34.257
1000	-	-	-	-	-	-	-	33.766
1250	-	-	-	-	-	-	-	32.971
1500	7.873	2.46	15.745	3.07	-	-	-	31.667
1750	6.749	3.34	13.499	4.18	-	-	-	29.822
2000	5.906	4.38	11.811	5.47	-	-	-	27.674
2250	5.248	5.54	10.497	6.92	-	9.476	-	25.457
2500	4.724	6.83	9.447	8.54	-	7.671	-	23.299
2750	4.292	8.27	8.584	10.34	-	6.337	-	21.288
3000	3.934	9.84	7.868	12.30	-	5.327	-	19.443



### Unistrut Double Channel P5001T

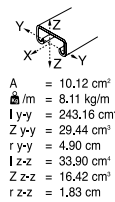
Material : Steel S280JR - EN 10025

Finish : Hot dip galvanised - EN ISO 1461: 1999



Art.Nr.	L mm	WEIGHT Kg
P5021236	6000	53.812


L(mm)	$\sigma=132 \text{ N/mm}^2$		$\sigma=132 \text{ N/mm}^2$		F (kN)	$\delta=1/200L$	$\delta=1/360L$	F(kN)
	Fmax(kN)	$\delta_{\text{max}}(\text{mm})$	Fmax(kN)	$\delta_{\text{max}}(\text{mm})$				
750	-	-	-	-	-	-	-	33.825
1000	-	-	-	-	-	-	-	33.432
1250	12.267	1.00	24.535	1.25	-	-	-	32.864
1500	10.222	1.44	20.444	1.80	-	-	-	32.010
1750	8.760	1.96	17.521	2.45	-	-	-	30.764
2000	7.667	2.56	15.333	3.20	-	-	-	29.165
2250	6.813	3.24	13.626	4.05	-	-	-	27.350
2500	6.131	4.00	12.263	5.00	-	-	-	25.467
2750	5.577	4.84	11.154	6.05	-	-	-	23.613
3000	5.111	5.77	10.222	7.21	-	-	-	21.847



2s

Unistrut Channels 41mm

TYCENSUP 06/09



## Unistrut Channel Nuts - Hot Dip Galvanised

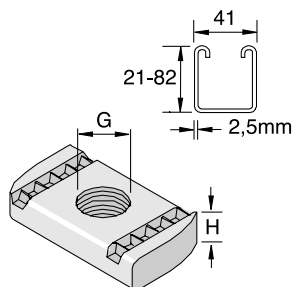
### Unistrut Channel Nuts


Material : Steel SAE 1010/1025

Finish : Hot dip galvanised - EN ISO 1461: 1999



PNP-HDG



Art.Nr.	G	H mm	Kg /100	
PNP06HDIN	M6	6.5	3.1	100
PNP08HDIN	M8	8	3.4	100
PNP10HDIN	M10	9	3.8	100
PNP12AHDIN	M12	9	3.4	100
PNP12HDIN	M12	12	4.7	100

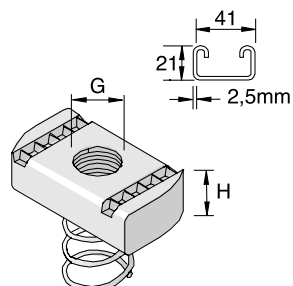
### Unistrut Channel Nuts short spring


Material : Steel SAE 1010/1025

Finish : Hot dip galvanised - EN ISO 1461: 1999



PNS-HDG




Art.Nr.	G	H mm	Kg /100	
PNS06HDIN	M6	6.5	3.4	100
PNS08HDIN	M8	8	3.5	100
PNS10HDIN	M10	9	3.9	100
PNS12AHDIN	M12	9	3.4	100

2t

Unistrut Fittings 41mm





2.043

## Unistrut Channel Nuts - Hot Dip Galvanised

Unistrut Channel Nuts long spring

Material : Steel SAE 1010/1025

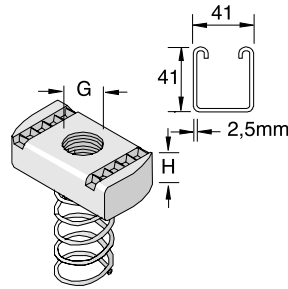
Finish : Hot dip galvanised - EN ISO 1461: 1999

2t

Unistrut Fittings 41mm




PNL-HDG



Art.Nr.	G	H mm	kg /100	
PNL06HDIN	M6	6.5	3.3	100
PNL08HDIN	M8	8	3.5	100
PNL10HDIN	M10	9	4.3	100
PNL12AHDIN	M12	9	3.4	100
PNL12HDIN	M12	12	5	100

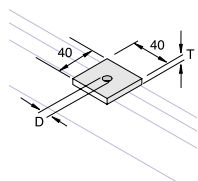
		Art. nr. 	T (Nm)	F3 kN	F4 kN
 41 41 2	P1000	PNP06ZP	12	4.70	0.49
	PNP08ZP	28	5.78	1.56	
	PNP10ZP	55	6.86	3.40	
	PNP12ZP	95	8.82	6.67	
	PNP16ZP	125	10.30	7.35	
	M16SN*	95	8.82		
 41 21 2	P3300	PNP06ZP	12	4.70	0.49
	PNP08ZP	28	5.78	1.56	
	PNP10ZP	55	6.86	3.40	
	PNP12AZ	60	6.86	2.64	
	M16SN*	95	8.82		
 41 41 2	P2000	PNP06ZP	12	3.33	0.49
	PNP08ZP	28	3.53	1.56	
	PNP10ZP	40	3.92	1.66	
	PNP12ZP	40	4.41	3.13	
	PNP16ZP	55	4.90	3.33	
	M16SN*	40	3.92		
 41 21 2	P4000	PNP06ZP	12	3.33	0.49
	PNP08ZP	28	3.53	1.56	
	PNP10ZP	40	3.92	1.66	
	PNP12AZP	40	4.41	1.96	
	M16SN*	40	3.92	0.00	



## Unistrut Flat Fittings - Hot Dip Galvanised

### Unistrut Flat Fittings

Material : Steel S315MC - EN 10149-2  
 Finish : Hot dip galvanised - EN ISO 1461: 1999

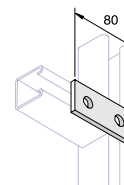


P1062-HDG

Art.Nr.	D mm	G	T mm	Kg /100	
P1019	9	M6 & M8	5	7	100
P1020	13	M10 & M12	5	7	100

### Unistrut Flat Fittings

Material : Steel S315MC - EN 10149-2  
 Finish : Hot dip galvanised - EN ISO 1461: 1999

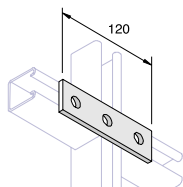


P1065-HDG

Art.Nr.	Kg /100	
P1065	16	50

### Unistrut Flat Fittings

Material : Steel S315MC - EN 10149-2  
 Finish : Hot dip galvanised - EN ISO 1461: 1999

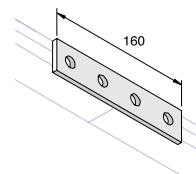


P1066-HDG

Art.Nr.	Kg /100	
P1066	24	25

### Unistrut Flat Fittings

Material : Steel S315MC - EN 10149-2  
 Finish : Hot dip galvanised - EN ISO 1461: 1999

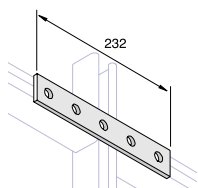


P1067-HDG

Art.Nr.	Kg /100	
P1067	31.1	25

### Unistrut Flat Fittings

Material : Steel S315MC - EN 10149-2  
 Finish : Hot dip galvanised - EN ISO 1461: 1999

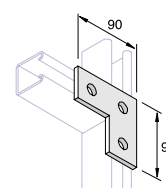


P1941-HDG

Art.Nr.	Kg /100	
P1941	40	25

### Unistrut Flat Fittings

Material : Steel S315MC - EN 10149-2  
 Finish : Hot dip galvanised - EN ISO 1461: 1999




P1036-HDG

Art.Nr.	Kg /100	
P1036	25	25

2u  
Unistrut Fittings 41mm

TYCENSUP 06/09



2.045

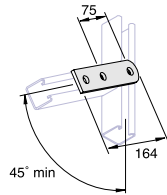
# Unistrut Flat Fittings - Hot Dip Galvanised

2u

Unistrut Fittings 41mm

## Unistrut Flat Fittings

Material : Steel S315MC - EN 10149-2  
Finish : Hot dip galvanised - EN ISO 1461: 1999

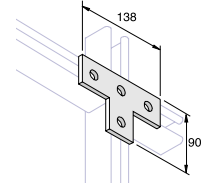


P2322-HDG

Art.Nr.	/100	
P2322	30.5	25

## Unistrut Flat Fittings

Material : Steel S315MC - EN 10149-2  
Finish : Hot dip galvanised - EN ISO 1461: 1999

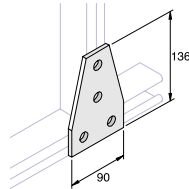


P1031-HDG

Art.Nr.	/100	
P1031	34	25

## Unistrut Flat Fittings

Material : Steel S315MC - EN 10149-2  
Finish : Hot dip galvanised - EN ISO 1461: 1999

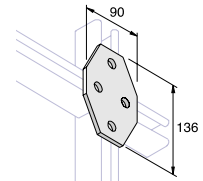


P1358-HDG

Art.Nr.	/100	
P1358	45	10

## Unistrut Flat Fitting

Material : Steel S315MC - EN 10149-2  
Finish : Hot dip galvanised - EN ISO 1461: 1999



P1580-HDG

Art.Nr.	/100	
P1580	47	10

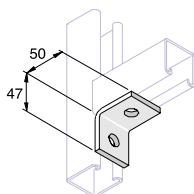


## Unistrut Angle Fittings 90° - Hot Dip Galvanised

### Unistrut Angle Fittings 90°

Material : Steel DD11 - EN 10111

Finish : Hot dip galvanised - EN ISO 1461: 1999



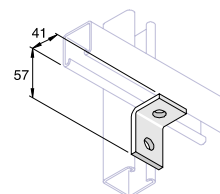
P1026-HDG

Art.Nr.	F1 kN	Kg /100	Box
P1026	15	100	

### Unistrut Angle Fittings 90°

Material : Steel DD11 - EN 10111

Finish : Hot dip galvanised - EN ISO 1461: 1999



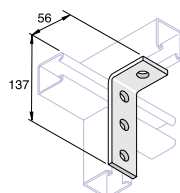
P1068-HDG

Art.Nr.	F1 kN	Kg /100	Box
P1068	3.5	15	50

### Unistrut Angle Fittings 90°

Material : Steel DD11 - EN 10111

Finish : Hot dip galvanised - EN ISO 1461: 1999



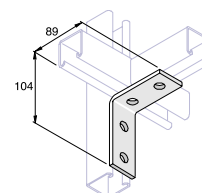
P1278-HDG

Art.Nr.	F1 kN	Kg /100	Box
P1278	31.1	25	

### Unistrut Angle Fittings 90°

Material : Steel DD11 - EN 10111

Finish : Hot dip galvanised - EN ISO 1461: 1999



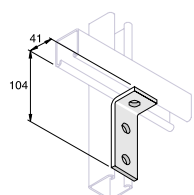
P1325-HDG

Art.Nr.	F1 kN	Kg /100	Box
P1325	31.1	25	

### Unistrut Angle Fittings 90°

Material : Steel DD11 - EN 10111

Finish : Hot dip galvanised - EN ISO 1461: 1999



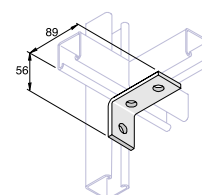
P1326-HDG

Art.Nr.	F1 kN	Kg /100	Box
P1326	3.5	24	25

### Unistrut Angle Fittings 90°

Material : Steel DD11 - EN 10111

Finish : Hot dip galvanised - EN ISO 1461: 1999




P1346-HDG

Art.Nr.	F1 kN	Kg /100	Box
P1346	9.1	24	25

2V

Unistrut Fittings 41mm



2.047

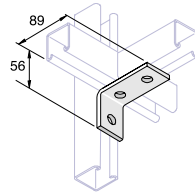
## Unistrut Angle Fittings 90° - Hot Dip Galvanised

Unistrut Fittings 41mm

2v

### Unistrut Angle Fittings 90°

Material : Steel DD11 - EN 10111  
Finish : Hot dip galvanised - EN ISO 1461: 1999

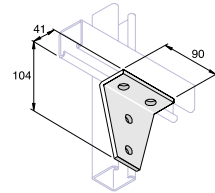


P1458-HDG

Art.Nr.	Kg /100	
P1458	24	25

### Unistrut Angle Fittings 90°

Material : Steel DD11 - EN 10111  
Finish : Hot dip galvanised - EN ISO 1461: 1999

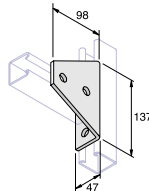


P1359-HDG

Art.Nr.	Kg /100	
P1359	45	10

### Unistrut Angle Fittings 90°

Material : Steel DD11 - EN 10111  
Finish : Hot dip galvanised - EN ISO 1461: 1999

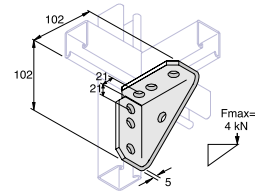


P1727-HDG

Art.Nr.	Kg /100	
P1727	65	10

### Unistrut Angle Fittings 90°

Material : Steel DD11 - EN 10111  
Finish : Hot dip galvanised - EN ISO 1461: 1999

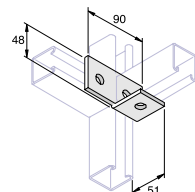


P2484-HDG

Art.Nr.	F1 kN	Tinst Nm	Kg /100	
P2484	4	12	56	10

### Unistrut Angle Fittings 90°

Material : Steel DD11 - EN 10111  
Finish : Hot dip galvanised - EN ISO 1461: 1999

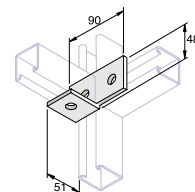


P1037-HDG

Art.Nr.	Kg /100	
P1037	25	25

### Unistrut Angle Fittings 90°

Material : Steel DD11 - EN 10111  
Finish : Hot dip galvanised - EN ISO 1461: 1999



P1038-HDG

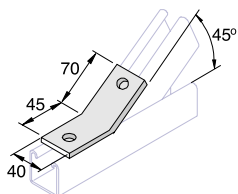
Art.Nr.	Kg /100	
P1038	25	25



## Unistrut Special Angle Fittings - Hot Dip Galvanised

### Unistrut Special Angle Fittings

Material : Steel DD11 - EN 10111  
 Finish : Hot dip galvanised - EN ISO 1461: 1999

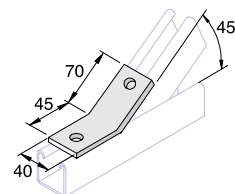


P1546-HDG

Art.Nr.	/100	
P1546	25.2	25

### Unistrut Special Angle Fittings

Material : Steel DD11 - EN 10111  
 Finish : Hot dip galvanised - EN ISO 1461: 1999

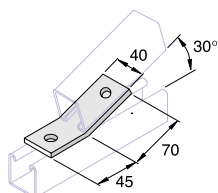


P2097-HDG

Art.Nr.	/100	
P2097	24.6	25

### Unistrut Special Angle Fittings

Material : Steel DD11 - EN 10111  
 Finish : Hot dip galvanised - EN ISO 1461: 1999

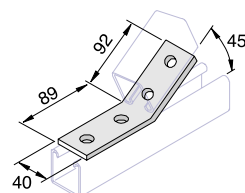


P2101-HDG

Art.Nr.	/100	
P2101	24.6	25

### Unistrut Special Angle Fittings

Material : Steel DD11 - EN 10111  
 Finish : Hot dip galvanised - EN ISO 1461: 1999

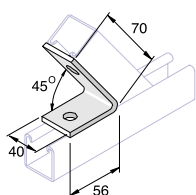


P1074-HDG

Art.Nr.	/100	
P1074	31.1	25

### Unistrut Special Angle Fittings

Material : Steel DD11 - EN 10111  
 Finish : Hot dip galvanised - EN ISO 1461: 1999




P1186-HDG

Art.Nr.	/100	
P1186	24.6	25

Unistrut Fittings 41mm 2w

TYCENSUP 06/09



2.049

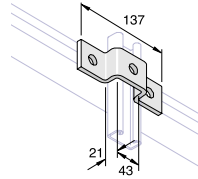
# Unistrut U & Z Fittings - Hot Dip Galvanised

2x

Unistrut Fittings 41mm

## Unistrut U & Z Fittings

Material : Steel S315MC - EN 10149-2  
Finish : Hot dip galvanised - EN ISO 1461: 1999

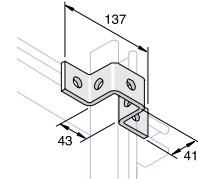


P4047-HDG

Art.Nr.	Kg /100	
P4047	29.2	25

## Unistrut U & Z Fittings

Material : Steel S315MC - EN 10149-2  
Finish : Hot dip galvanised - EN ISO 1461: 1999

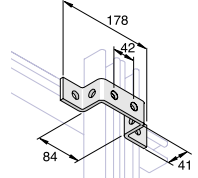


P1047-HDG

Art.Nr.	Kg /100	
P1047	34	10

## Unistrut U & Z Fittings

Material : Steel S315MC - EN 10149-2  
Finish : Hot dip galvanised - EN ISO 1461: 1999

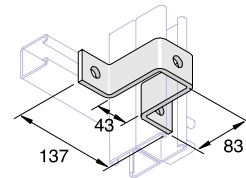


P1043-HDG

Art.Nr.	Kg /100	
P1043	43	10

## Unistrut U & Z Fittings

Material : Steel S315MC - EN 10149-2  
Finish : Hot dip galvanised - EN ISO 1461: 1999

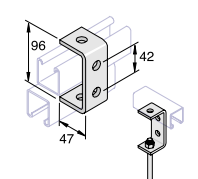


P1737-HDG

Art.Nr.	Kg /100	
P1737	54.7	10

## Unistrut U & Z Fittings

Material : Steel S315MC - EN 10149-2  
Finish : Hot dip galvanised - EN ISO 1461: 1999

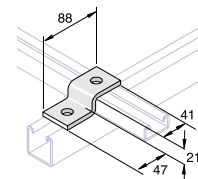


P1044-HDG

Art.Nr.	Kg /100	
P1044	32	25

## Unistrut U & Z Fittings

Material : Steel S315MC - EN 10149-2  
Finish : Hot dip galvanised - EN ISO 1461: 1999



P4045-HDG

Art.Nr.	Kg /100	
P4045	18.6	50

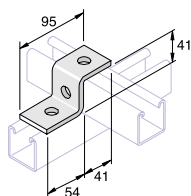


## Unistrut U & Z Fittings - Hot Dip Galvanised

### Unistrut U & Z Fittings

Material : Steel S315MC - EN 10149-2

Finish : Hot dip galvanised - EN ISO 1461: 1999



P1045-HDG

Art.Nr.

/100



P1045

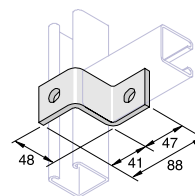
21.6

25

### Unistrut U & Z Fittings

Material : Steel S315MC - EN 10149-2

Finish : Hot dip galvanised - EN ISO 1461: 1999



P1347-HDG

Art.Nr.

/100



P1347

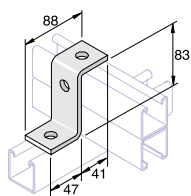
23.5

25

### Unistrut U & Z Fittings

Material : Steel S315MC - EN 10149-2

Finish : Hot dip galvanised - EN ISO 1461: 1999



P1453-HDG

Art.Nr.

/100



P1453


31.2

25

2x

Unistrut Fittings 41mm





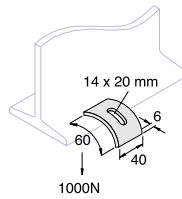
2.051

## Unistrut Channel Beamclamps - Hot Dip Galvanised

Unistrut Fittings 41mm

### Unistrut Channel Beamclamps

Material : Steel DD11 - EN 10111  
Finish : Hot dip galvanised - EN ISO 1461: 1999

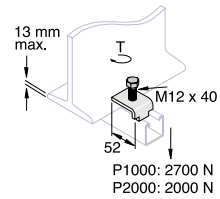


C711-HDG

Art.Nr.	Tinst Nm	Kg /100	
C711	30	11.2	100

### Unistrut Channel Beamclamps

Material : Steel DD11 - EN 10111  
Finish : Hot dip galvanised - EN ISO 1461: 1999

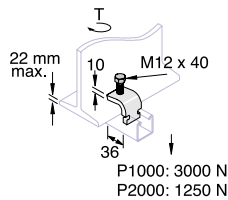


P1386-HDG

Art.Nr.	Tinst Nm	Kg /100	
P1386	70	10.1	50

### Unistrut Channel Beamclamps

Material : Steel DD11 - EN 10111  
Finish : Hot dip galvanised - EN ISO 1461: 1999

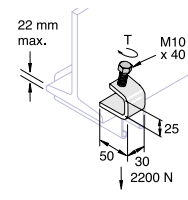


P2489-HDG

Art.Nr.	Kg /100	
P2489	22	25

### Unistrut Channel Beamclamps

Material : Steel DD11 - EN 10111  
Finish : Hot dip galvanised - EN ISO 1461: 1999

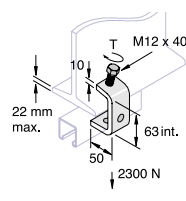


P1272-HDG

Art.Nr.	Tinst Nm	Kg /100	
P1272	10	13.7	50

### Unistrut Channel Beamclamps

Material : Steel DD11 - EN 10111  
Finish : Hot dip galvanised - EN ISO 1461: 1999

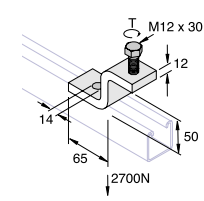


P1271-HDG

Art.Nr.	Tinst Nm	Kg /100	
P1271	20	47.7	10

### Unistrut Channel Beamclamps

Material : Steel DD11 - EN 10111  
Finish : Hot dip galvanised - EN ISO 1461: 1999



P1983-HDG

Art.Nr.	Tinst Nm	Kg /100	
P1983	20	50.8	10

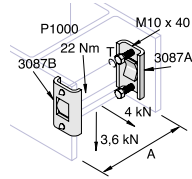


## Unistrut Channel Beamclamps - Hot Dip Galvanised



### Unistrut Channel Beamclamps

Material : Steel DD11 - EN 10111

Finish : Hot dip galvanised - EN ISO 1461: 1999




P3087-HDG

Art.Nr.	F2 kN	F4 kN	Tinst Nm	 Kg /100	
P3087	3.6	4	22	67	10

2y

Unistrut Fittings 41mm



2.053

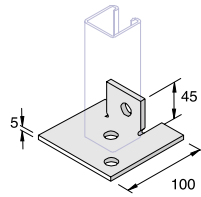
# Unistrut Channel Base Fittings - Hot Dip Galvanised

2z

Unistrut Fittings 41mm

### Unistrut Channel Base Fittings

Material : Steel DD11 - EN 10111  
Finish : Hot dip galvanised - EN ISO 1461: 1999

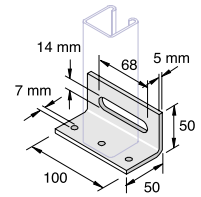


P2072-S2-HDG

Art.Nr.	Kg /100	
P2072-S2	39.3	25

### Unistrut Channel Base Fittings

Material : Steel DD11 - EN 10111  
Finish : Hot dip galvanised - EN ISO 1461: 1999

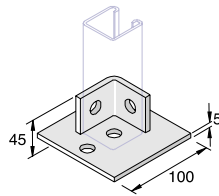


P2072-S3-HDG

Art.Nr.	Kg /100	
P2072-S3	31.4	25

### Unistrut Channel Base Fittings

Material : Steel DD11 - EN 10111  
Finish : Hot dip galvanised - EN ISO 1461: 1999

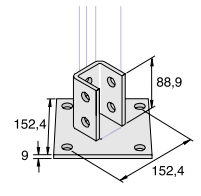


P2072-S1-HDG

Art.Nr.	Kg /100	
P2072-S1	57.5	10

### Unistrut Channel Base Fittings

Material : Steel DD11 - EN 10111  
Finish : Hot dip galvanised - EN ISO 1461: 1999

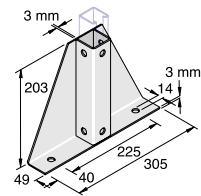


P2072A-HDG

Art.Nr.	Kg /100	
P2072A	210	1

### Unistrut Channel Base Fittings

Material : Steel DD11 - EN 10111  
Finish : Hot dip galvanised - EN ISO 1461: 1999

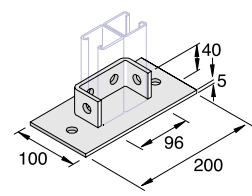


P2348-S1-HDG

Art.Nr.	Kg /100	
P2348-S1	341.8	1

### Unistrut Channel Base Fittings

Material : Steel DD11 - EN 10111  
Finish : Hot dip galvanised - EN ISO 1461: 1999



P2073-HDG

Art.Nr.	Kg /100	
P2073	109.4	6

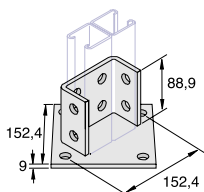


## Unistrut Channel Base Fittings - Hot Dip Galvanised

### Unistrut Channel Base Fittings

Material : Steel DD11 - EN 10111

Finish : Hot dip galvanised - EN ISO 1461: 1999



P2073A-HDG

Art.Nr.

/100



P2073A

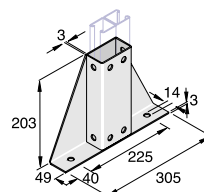
246

1

### Unistrut Channel Base Fittings

Material : Steel DD11 - EN 10111

Finish : Hot dip galvanised - EN ISO 1461: 1999



P2348-S2-HDG

Art.Nr.

/100



P2348-S2

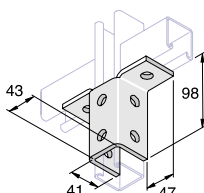
395.8

1

### Unistrut Channel Base Fittings

Material : Steel DD11 - EN 10111

Finish : Hot dip galvanised - EN ISO 1461: 1999



P2346-HDG

Art.Nr.

/100



P2346

66.2

10

Zz

Unistrut Fittings 41mm



2.055

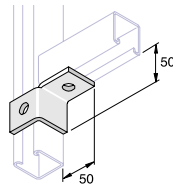
### Unistrut Wing Fittings - Hot Dip Galvanised

2aa

Unistrut Fittings 41mm

#### Unistrut Wing Fittings

Material : Steel S315MC - EN 10149-2  
Finish : Hot dip galvanised - EN ISO 1461: 1999

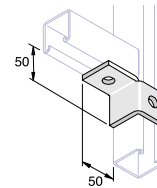


P2341R-HDG

Art.Nr.	/100	
P2341R	24	25

#### Unistrut Wing Fittings

Material : Steel S315MC - EN 10149-2  
Finish : Hot dip galvanised - EN ISO 1461: 1999

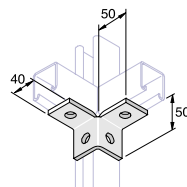


P2341L-HDG

Art.Nr.	/100	
P2341L	24	25

#### Unistrut Wing Fittings

Material : Steel S315MC - EN 10149-2  
Finish : Hot dip galvanised - EN ISO 1461: 1999



P2223-HDG

Art.Nr.	/100	
P2223	31.7	25



## Unistrut Channel Couplers - Hot Dip Galvanised

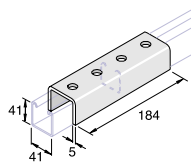
### Unistrut Channel Couplers

Material : Steel S315MC - EN 10149-2

Finish : Hot dip galvanised - EN ISO 1461: 1999





P1377-HDG



2ab

Unistrut Fittings 41mm

Art.Nr.	Kg /100	
P1377	93.9	10



2.057

## Unistrut Channel trolleys assembly - Hot Dip Galvanised

### Unistrut Channel trolleys assembly

Material : Steel DD11 - EN 10111

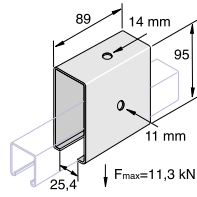
Finish : Hot dip galvanised - EN ISO 1461: 1999

2ac


Unistrut Fittings 41mm



P1834A-HDG



Art.Nr.	F2 kN	$\phi$ Kg /100
P1834A	11.3	105.8



## Kwikstrut Channelnuts - Deltatone

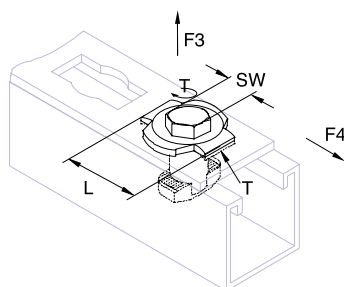
### Kwikstrut Uni lock channel nut

Material : Screw: DIN 933-8.8; Nut and Washer: Steel DD11 - EN 10111

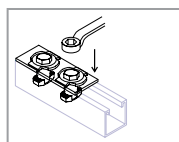
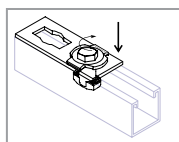
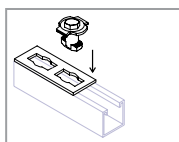
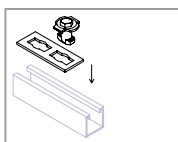
Finish : Delta Tone - Corrosion resistance - EN ISO 9227



QFNH-HDG



Art.Nr.	G	L	T	F3	F4	Tinst	SW	kg /100	
		mm	mm	kN	kN	Nm			
1391019	M10	40	4.0	4.0	3.0	40	17	10	50



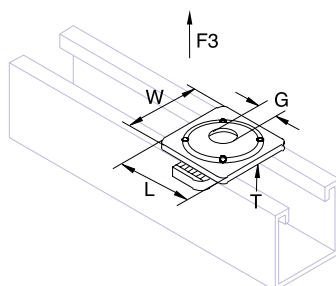
### Kwikstrut channel nut with square washer

Material : Nut: S460MC - EN 10149; Washer: Steel DD11 - EN 10111

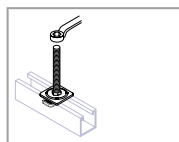
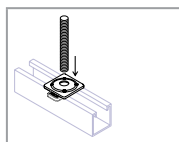
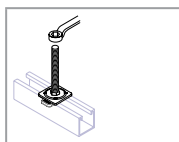
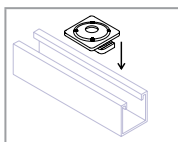
Finish : Delta Tone - Corrosion resistance - EN ISO 9227




QRN-HDG



Art.Nr.	G	L	W	T	F3	kg /100	
		mm	mm	mm	kN		
1390824	M8	40	40	2.5	5.0	6	50
1391024	M10	40	40	2.5	5.0	5.8	50
1391224	M12	40	40	2.5	5.0	5.5	50







2.059

## Kwikstrut Channelnuts - Deltatone

**Kwikstrut channel nut with plastic washer**

Material : Steel DD11 - EN 10111

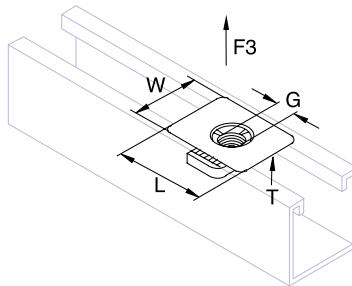
Finish : Delta Tone - Corrosion resistance - EN ISO 9227

2ad

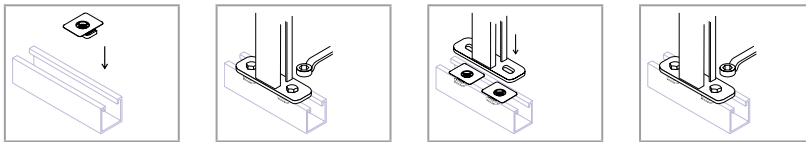
Kwikstrut Fittings 41mm



QCN-HDG



Art.Nr.	G	L mm	T mm	F3 kN	⊘ Kg /100	
1390834	M8	45	0.8	5.0	3.3	50
1391034	M10	45	0.8	5.0	3	50
1391234	M12	45	0.8	5.0	2.8	50



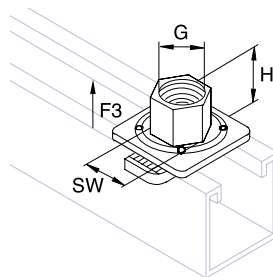
**Kwikstrut channel nut M16 or 1/2"**

Material : Steel DD11 - EN 10111


Finish : Delta Tone - Corrosion resistance - EN ISO 9227



QEN-HDG



Art.Nr.	G	H mm	F3 kN	SW	⊘ Kg /100	
1391624	M16	26	5.0	22	1.9	50
1392224	1/2	26	5.0	27	11.5	50

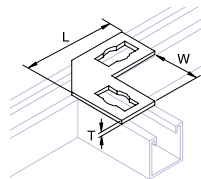


## Kwikstrut Angle Fittings - Deltatone

### Kwikstrut flat angle fitting 90°

Material : Steel DD11 - EN 10111

Finish : Delta Tone - Corrosion resistance - EN ISO 9227

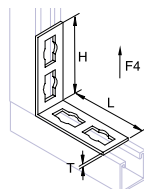


Art.Nr.	L mm	W mm	T mm	Number of Holes	Kg /100	
1390124	92	52	4.0	1&1	12.5	25

### Kwikstrut flat angle fitting 90°

Material : Steel DD11 - EN 10111

Finish : Delta Tone - Corrosion resistance - EN ISO 9227

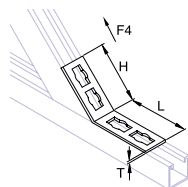



Art.Nr.	L mm	H mm	T mm	F4 kN	Number of Holes	Kg /100	
1399024	65	65	4.0	2.0	1&1	10.9	25
1399034	65	110	4.0	2.0	1&2	14.6	25
1399044	110	110	4.0	3.0	2&2	18.6	25


### Kwikstrut flat angle fitting 135°

Material : Steel DD11 - EN 10111

Finish : Delta Tone - Corrosion resistance - EN ISO 9227



Art.Nr.	L mm	H mm	T mm	F3 kN	Number of Holes	Kg /100	
1393534	65	110	4.0	2.0	1&2	24.9	25
1393544	110	110	4.0	3.0	2&2	18	25



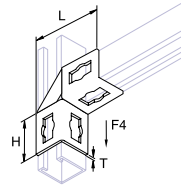
2.061

## Kwikstrut Angle Fittings - Deltatone

### Kwikstrut angle fitting 90°

Material : Steel DD11 - EN 10111

Finish : Delta Tone - Corrosion resistance - EN ISO 9227

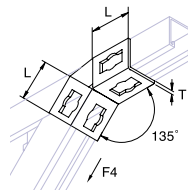


Art.Nr.	L mm	H mm	T mm	F4 kN	Number of Holes	kg /100	
1399054	103	58	4.0	2.0	2&2	24.9	10
1399064	150	106	4.0	3.0	4&4	40.8	10

### Kwikstrut angle fitting 135°

Material : Steel DD11 - EN 10111

Finish : Delta Tone - Corrosion resistance - EN ISO 9227

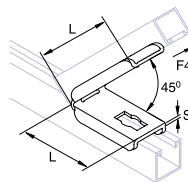


Art.Nr.	L mm	T mm	F4 kN	Number of Holes	kg /100	
1393554	56	4.0	2.0	2&2	24.9	10
1393564	103	4.0	3.0	4&4	39	10

### Kwikstrut angle fitting 45°

Material : Steel DD11 - EN 10111

Finish : Delta Tone - Corrosion resistance - EN ISO 9227




Art.Nr.	L mm	T mm	F4 kN	Number of Holes	kg /100	
1394524	104	5.0	3.0	1&1	46	25

2ae

Kwikstrut Fittings 41mm

TYCENSUP 06/09

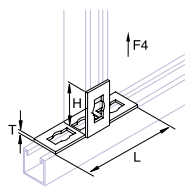



## Kwikstrut Special Fittings - Deltatone


### Kwikstrut angle - T fitting

Material : Steel DD11 - EN 10111

Finish : Delta Tone - Corrosion resistance - EN ISO 9227



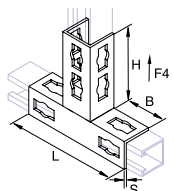
QFFT-HDG

Art.Nr.	L mm	H mm	T mm	F4 kN	Number of Holes	$\frac{Kg}{100}$	
1390114	150	66	4.0	2.0	1&3	18.7	25


### Kwikstrut cross fitting

Material : Steel DD11 - EN 10111

Finish : Delta Tone - Corrosion resistance - EN ISO 9227



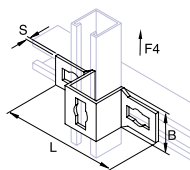
QFT-HDG

Art.Nr.	L mm	H mm	T mm	F4 kN	Number of Holes	$\frac{Kg}{100}$	
1394115	175	108	4.0	3.0	6&4	69	25


### Kwikstrut U shaped fitting


Material : Steel DD11 - EN 10111

Finish : Delta Tone - Corrosion resistance - EN ISO 9227



QFU-HDG

Art.Nr.	L mm	W mm	T mm	F4 kN	Number of Holes	$\frac{Kg}{100}$	
1394134	162	52	4.0	2.0	2&1	29.1	25



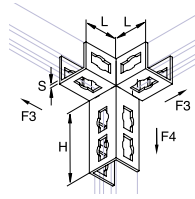

2.063

## Kwikstrut Special Fittings - Deltatone

### Kwikstrut 3 way cross fitting

Material : Steel DD11 - EN 10111

Finish : Delta Tone - Corrosion resistance - EN ISO 9227



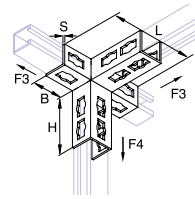

QFCL-QFCR-HDG

Art.Nr.	L mm	H mm	T mm	F3 kN	F4 kN	kg /100	
1394113	62	107	4.0	2.0	3.0	69	10
1394114	62	107	4.0	2.0	3.0	69	10

### Kwikstrut 4 way cross fitting

Material : Steel DD11 - EN 10111

Finish : Delta Tone - Corrosion resistance - EN ISO 9227



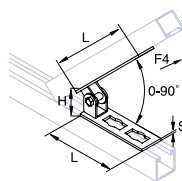
QFCD-HDG

Art.Nr.	L mm	L1 mm	H mm	T mm	F3 kN	F4 kN	Number of Holes	kg /100	
1394124	175	62	108	4.0	2.0	3.0	6&3&4	110	10

### Kwikstrut adjustable angle fitting

Material : Steel DD11 - EN 10111

Finish : Delta Tone - Corrosion resistance - EN ISO 9227




QFFS-HDG

Art.Nr.	L mm	H mm	T mm	F4 kN	Number of Holes	kg /100	
1390184	122	55	5.0	3.0	2&2	44.8	10

2af

Kwikstrut Fittings 41mm

TYCENSUP 06/09

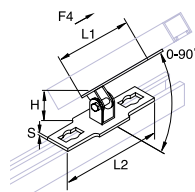


## Kwikstrut Special Fittings - Deltatone

### Kwikstrut adjustable angle - T fitting

Material : Steel DD11 - EN 10111

Finish : Delta Tone - Corrosion resistance - EN ISO 9227



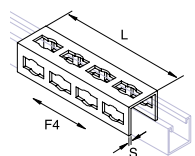
QFFSS-HDG

Art.Nr.	L mm	L1 mm	H mm	T mm	F4 kN	Number of Holes	kg /100	
1390194	122	176	55	5.0	3.0	2&2	51	10

### Kwikstrut channel coupler

Material : Steel DD11 - EN 10111

Finish : Delta Tone - Corrosion resistance - EN ISO 9227




QFDC-HDG

Art.Nr.	L mm	T mm	F4 kN	Number of Holes	kg /100	
1394144	193	4.0	3.0	12	51	10

2af

Kwikstrut Fittings 41mm



2.065

## Kwikstrut Channel Base Fittings - Deltatone

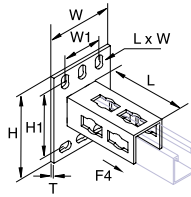
### Kwikstrut Channel Base Fittings

Material : Steel DD11 - EN 10111

Finish : Delta Tone - Corrosion resistance - EN ISO 9227



QB41-HDG



Art.Nr.	L mm	W mm	W1 mm	H mm	H1 mm	T mm	LxW mm	F4 kN	Number of Holes	Kg /100	
1394153	108	100	62	130	100	5.0	12.5x20	3.0	6	77.1	10

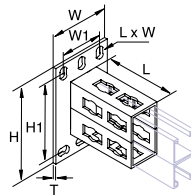
### Kwikstrut Channel Base Fittings

Material : Steel DD11 - EN 10111

Finish : Delta Tone - Corrosion resistance - EN ISO 9227



QB82-HDG



Art.Nr.	L mm	W mm	W1 mm	H mm	H1 mm	T mm	LxW mm	Number of Holes	Kg /100	
1394454	108	130	62	170	140	8.0	12.5x20	6&6	192	5

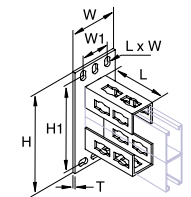
### Kwikstrut Channel Base Fittings

Material : Steel DD11 - EN 10111

Finish : Delta Tone - Corrosion resistance - EN ISO 9227



QB124-HDG

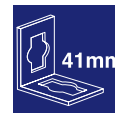


Art.Nr.	L mm	W mm	W1 mm	H mm	H1 mm	T mm	LxW mm	Number of Holes	Kg /100	
1396654	108	130	62	210	180	8.0	12.5x20	6&6	224.6	5

2ag

Kwikstrut Fittings 41mm

TYCENSUP 06/09

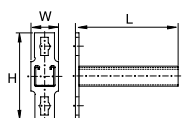


## Kwikstrut Cantilever Arms & Angle Brackets - Deltatone

### Kwikstrut cantilever arm

Material : Steel DD11 - EN 10111

Finish : Deltatone



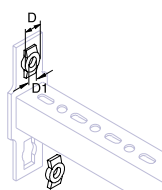
QLCA-HDG

Art.Nr.	L mm	Q Kg /100	
1394116	200	75.2	10
1394126	250	87.3	10
1394136	350	111.3	10
1394146	450	136.2	10

### Kwikstrut adapter washer

Material : Steel DD11 - EN 10111

Finish : Deltatone



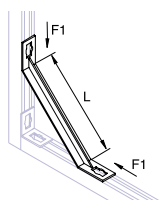
QCA-HDG

Art.Nr.	D mm	D1 mm	Q Kg /100	
1390864	27	8.5	2.1	50
1391064	27	10.5	2	50
1391264	27	12.5	1.9	50

### Kwikstrut brace fitting

Material : Steel DD11 - EN 10111

Finish : Deltatone



QBF-HDG


Art.Nr.	L mm	F1 kN	Q Kg /100	
1393004	300	2.0	61.6	10
1394004	400	2.0	80.6	10
1395004	500	2.0	102.6	10
1396004	600	2.0	123.7	10

2ah

Kwikstrut Fittings 41mm

TYCENSUP 06/09





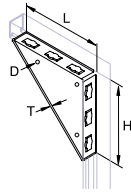
2.067

## Kwikstrut Cantilever Arms & Angle Brackets - Deltatone

### Kwikstrut angle bracket

Material : Steel DD11 - EN 10111

Finish : Deltatone

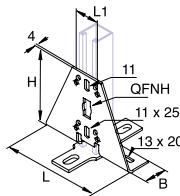


Art.Nr.	L mm	H mm	Kg /100	
1390154	195	195	99.2	10
1390164	155	210	77.8	10

### Universal brace fitting

Material : Steel DD11 - EN 10111

Finish : Deltatone

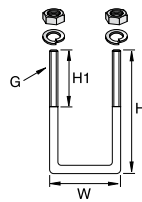


Art.Nr.	L mm	L1 mm	H mm	Kg /100	
1391394	197	50	147	70	10

### U bolt for universal brace

Material : Steel DD11 - EN 10111

Finish : Deltatone



Art.Nr.	G	H mm	H1 mm	Kg /100	
1392164	M8	65	35	6.4	20
1394164	M8	85	35	7.6	20
1394264	M8	125	35	10.1	20
1396264	M8	108	35	9	20
1396364	M8	167	35	13	20

2ah

Kwikstrut Fittings 41mm

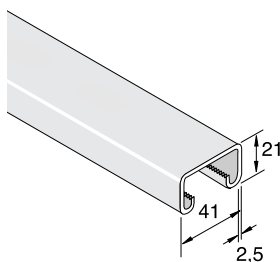
TYCENSUP 06/09



# Single Channels - Stainless Steel

## Unistrut single channel P3300

Material : Stainless Steel - 1.4404 (316L;A4) - EN 10088-2

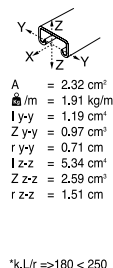


2ai

Unistrut Channels 41mm

Art.Nr.	L mm	WEIGHT Kg
P3311146	6000	11.747

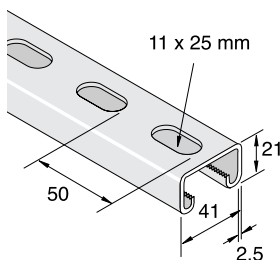
L(mm)	$\sigma=175 \text{ N/mm}^2$		$\sigma=175 \text{ N/mm}^2$		F (kN)	F (kN)	F (kN)
	Fmax(kN)	$\delta_{\text{max}}$ (mm)	Fmax(kN)	$\delta_{\text{max}}$ (mm)			
250	2.712	0.36	5.425	0.45	-	-	10.222
500	1.354	1.45	2.708	1.81	-	2.080	9.761
750	0.903	3.26	1.805	4.07	1.658	0.922	8.427
1000	0.677	5.79	1.354	7.24	0.932	0.520	6.769
1250	0.540	9.06	1.079	11.32	0.598	0.324	5.376
1500	0.451	13.04	0.903	16.30	0.412	0.226	4.287*
1750	0.387	17.75	0.775	22.19	0.304	-	3.463*
2000	0.338	23.19	0.677	28.99	0.226	-	-



\*kL/r  $\Rightarrow$  180 < 250

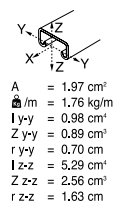
## Unistrut single channel P3300T10

Material : Stainless Steel - 1.4404 - EN 10088-2



Art.Nr.	L mm	WEIGHT Kg
P3311346	6000	10.569

L(mm)	$\sigma=175 \text{ N/mm}^2$		$\sigma=175 \text{ N/mm}^2$		F (kN)	F (kN)	F (kN)
	Fmax(kN)	$\delta_{\text{max}}$ (mm)	Fmax(kN)	$\delta_{\text{max}}$ (mm)			
250	2.492	0.40	4.983	0.50	-	-	-
500	1.246	1.61	2.492	2.01	-	1.707	-
750	0.829	3.63	1.658	4.54	1.364	0.755	-
1000	0.623	6.46	1.246	8.07	0.765	0.422	-
1250	0.495	10.09	0.991	12.61	0.491	0.265	-
1500	0.412	14.54	0.824	18.17	0.334	-	-
1750	0.353	19.78	0.706	24.73	0.245	-	-
2000	0.309	25.84	0.618	32.30	-	-	-

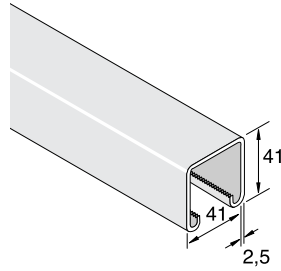


2.069

# Single Channels - Stainless Steel

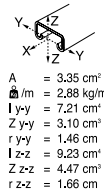
## Unistrut single channel P1000

Material : Stainless Steel - 1.4404 - EN 10088-2



Art.Nr.	L mm	WEIGHT Kg
P1011146	6000	16.056

L(mm)	F		F		F (kN)	F (kN)	F (kN)
	Fmax(kN)	δ max(mm)	Fmax(kN)	δ max(mm)			
250	8,677	0,18	17,354	0,23	-	-	16,608
500	4,336	0,76	8,672	0,95	-	-	16,187
750	2,889	1,72	5,778	2,15	-	5,602	15,245
1000	2,168	3,06	4,336	3,82	-	3,149	13,685
1250	1,731	4,78	3,463	5,97	-	2,011	12,086
1500	1,442	6,88	2,884	8,60	2,521	1,393	10,722
1750	1,236	9,36	2,472	11,70	1,844	1,020	9,575
2000	1,084	12,23	2,168	15,29	1,413	0,785	8,623
2250	0,961	15,48	1,923	19,35	1,118	0,618	7,819
2500	0,863	19,11	1,727	23,89	0,903	0,500	7,112

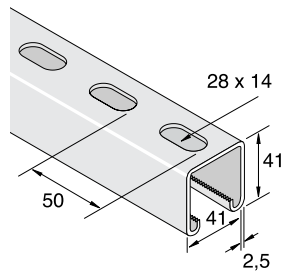


A = 3,35 cm<sup>2</sup>  
 Δ/m = 2,88 kg/m  
 I y-y = 7,21 cm<sup>4</sup>  
 Z y-y = 3,10 cm<sup>3</sup>  
 r y-y = 1,46 cm  
 I z-z = 9,23 cm<sup>4</sup>  
 Z z-z = 4,47 cm<sup>3</sup>  
 r z-z = 1,66 cm

\*k.L/r =>180 < 250

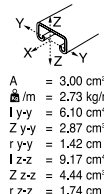
## Unistrut single channel P1000T

Material : Stainless Steel - 1.4404 - EN 10088-2



Art.Nr.	L mm	WEIGHT Kg
P1011246	6000	14.889

L(mm)	F		F		F (kN)	F (kN)	F (kN)
	Fmax(kN)	δ max(mm)	Fmax(kN)	δ max(mm)			
250	8,034	0,22	16,069	0,27	-	-	16,283
500	4,017	0,84	8,034	1,05	-	-	16,039
750	2,678	1,88	5,356	2,35	-	4,738	15,274
1000	2,006	3,34	4,012	4,18	-	2,659	13,626
1250	1,604	5,23	3,208	6,54	3,071	1,707	11,880
1500	1,339	7,53	2,678	9,41	2,129	1,177	10,418
1750	1,148	10,25	2,296	12,81	1,560	0,863	9,231
2000	1,001	13,38	2,001	16,73	1,197	0,657	8,270
2250	0,893	16,94	1,785	21,18	0,942	0,520	7,465
2500	0,800	20,92	1,599	26,15	0,765	0,422	6,779



A = 3,00 cm<sup>2</sup>  
 Δ/m = 2,73 kg/m  
 I y-y = 6,10 cm<sup>4</sup>  
 Z y-y = 2,87 cm<sup>3</sup>  
 r y-y = 1,42 cm  
 I z-z = 9,17 cm<sup>4</sup>  
 Z z-z = 4,44 cm<sup>3</sup>  
 r z-z = 1,74 cm

\*k.L/r =>180 < 250

2ai

Unistrut Channels 41mm

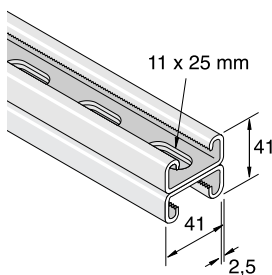
TYCENSUP 06/09



## Double Channel - Stainless Steel

### Unistrut Double Channel P3301T10

Material : Stainless Steel - 1.4404 - EN 10088-2

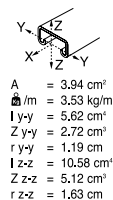


2aj

Unistrut Channels 41mm

Art.Nr.	L mm	WEIGHT Kg
P3321346	6000	21.188

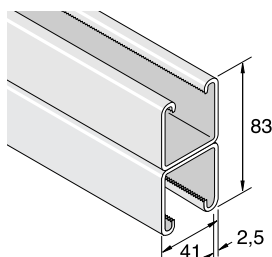
L(mm)	$\sigma=175 \text{ N/mm}^2$		$\sigma=175 \text{ N/mm}^2$		$\delta=1/200L$ F (kN)	$\delta=1/360L$ F (kN)	F(kN)
	Fmax(kN)	$\delta_{max}(mm)$	Fmax(kN)	$\delta_{max}(mm)$			
750	2,536	1,94	5,072	2,42	-	4,365	16,599
1000	1,903	3,44	3,806	4,30	-	2,453	15,667
1250	1,521	5,38	3,041	6,72	2,825	1,570	14,156
1500	1,265	7,74	2,531	9,68	1,962	1,089	12,478
1750	1,084	10,54	2,168	13,18	1,442	0,795	10,899
2000	0,952	13,77	1,903	17,21	1,099	0,608	9,496
2250	0,844	17,42	1,687	21,78	0,873	0,481	8,289*
2500	0,760	21,49	1,521	26,86	0,706	0,392	7,250*
2750	0,692	26,03	1,383	32,54	0,579	0,324	6,377*
3000	0,633	30,98	1,265	38,73	0,491	0,265	-



\*k.L/r >=180 < 250

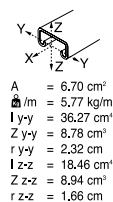
### Unistrut Double Channel P1001

Material : Stainless Steel - 1.4404 - EN 10088-2



Art.Nr.	L mm	WEIGHT Kg
P1021146	6000	32.112

L(mm)	$\sigma=175 \text{ N/mm}^2$		$\sigma=175 \text{ N/mm}^2$		$\delta=1/200L$ F (kN)	$\delta=1/360L$ F (kN)	F(kN)
	Fmax(kN)	$\delta_{max}(mm)$	Fmax(kN)	$\delta_{max}(mm)$			
750	8,191	0,97	16,383	1,21	-	-	27,792
1000	6,146	1,72	12,292	2,15	-	-	27,301
1250	4,915	2,69	9,830	3,36	-	-	26,438
1500	4,096	3,87	8,191	4,84	-	7,044	25,025
1750	3,512	5,27	7,024	6,59	-	5,170	23,220
2000	3,071	6,89	6,141	8,61	-	3,963	21,288
2250	2,727	8,71	5,454	10,89	-	3,129	19,394
2500	2,457	10,76	4,915	13,45	4,562	2,531	17,619
2750	2,232	13,02	4,464	16,27	3,767	2,090	15,990
3000	2,045	15,50	4,091	19,37	3,169	1,756	14,519*



\*k.L/r >=180 < 250

TYCENSUP 06/09

2.071

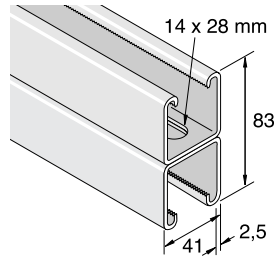

## Double Channel - Stainless Steel

Unistrut Double Channel P1001T

Material : Stainless Steel - 1.4404 - EN 10088-2

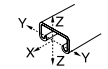
2aj

Unistrut Channels 41mm



Art.Nr.	L mm	WEIGHT Kg
P1021246	6000	29.778

L(mm)	σ=175 N/mm <sup>2</sup>		σ=175 N/mm <sup>2</sup>		F (kN)	F (kN)	F (kN)
	F <sub>max</sub> (kN)	δ <sub>max</sub> (mm)	F <sub>max</sub> (kN)	δ <sub>max</sub> (mm)			
750	8.182	0.97	16.363	1.21	-	-	27.027
1000	6.136	1.72	12.272	2.15	-	-	26.585
1250	4.910	2.69	9.820	3.36	-	-	25.830
1500	4.091	3.87	8.182	4.84	-	7.034	24.584
1750	3.057	5.27	7.014	6.59	-	5.170	22.906
2000	3.066	6.89	6.131	8.61	-	3.953	21.042
2250	2.727	8.72	5.454	10.90	-	3.120	19.198
2500	2.453	10.77	4.905	13.46	4.552	2.531	17.452
2750	2.232	13.02	4.464	16.28	3.767	2.090	15.852
3000	2.045	15.50	4.091	19.38	3.159	1.756	14.391*



$A = 6.00 \text{ cm}^2$   
 $\rho/m = 5.47 \text{ kg/m}$   
 $I_{y-y} = 36.21 \text{ cm}^4$   
 $Z_{y-y} = 8.77 \text{ cm}^3$   
 $r_{y-y} = 2.45 \text{ cm}$   
 $I_{z-z} = 18.34 \text{ cm}^4$   
 $Z_{z-z} = 8.88 \text{ cm}^3$   
 $r_{z-z} = 1.74 \text{ cm}$

\*k.L/r =>180 < 250



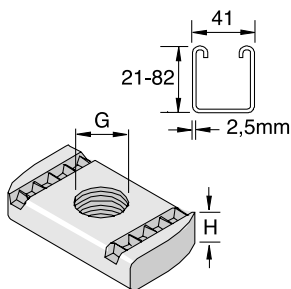
## Unistrut Channel Nuts - Stainless Steel

### Unistrut Channel Nuts

Material : Stainless Steel - 1.4401 (316)



PNP-SS



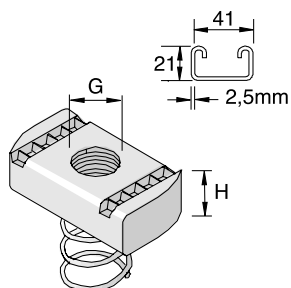
Art.Nr.	G	H mm	kg /100	
PNP06SS	M6	6.5	2.8	100
PNP08SS	M8	8	2.9	100
PNP10SS	M10	9	3.8	100
PNP12ASS	M12	9	3.8	100
PNP16SS	M16	12	7.2	100

### Unistrut Channel Nuts short spring


Material : Stainless Steel - 1.4401 (316)



PNS-SS



Art.Nr.	G	H mm	kg /100	
PNS06SS	M6	6.5	2.8	100
PNS08SS	M8	8	2.9	100
PNS10SS	M10	9	3.8	100
PNS12ASS	M12	9	3.8	100



2.073

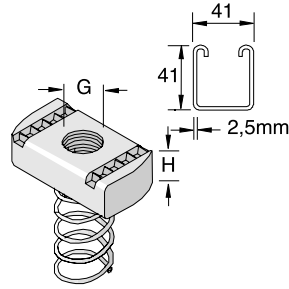
# Unistrut Channel Nuts - Stainless Steel

Unistrut Channel Nuts long spring

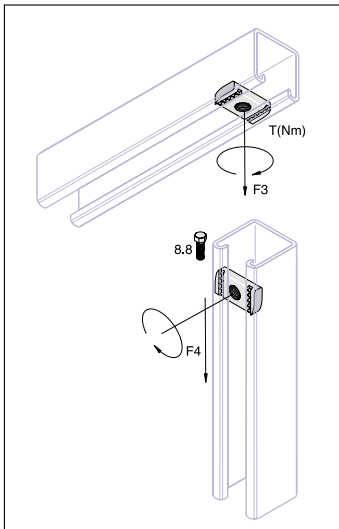
Material : Stainless Steel - 1.4401 (316)

2ak


Unistrut Fittings 41mm



Art.Nr.	G	H mm	kg /100	
PNL06SS	M6	6.5	2.8	100
PNL08SS	M8	8	2.9	100
PNL10SS	M10	9	4.3	100
PNL12ASS	M12	9	4.3	100



Art. nr.	T (Nm)	F3 kN	F4 kN	
P1000  41	PNP06SS	6.5	2.45	0.19
	PNP08SS	16	4.41	0.49
	PNP10SS	31.5	6.86	1.17
	PNP12ASS	55	6.86	1.66
	PNP16SS	125	10.30	3.92
P3300  41	PNP06SS	6.5	2.45	0.19
	PNP08SS	16	4.41	0.49
	PNP10SS	31.5	6.86	1.17
	PNP12ASS	55	6.86	1.66



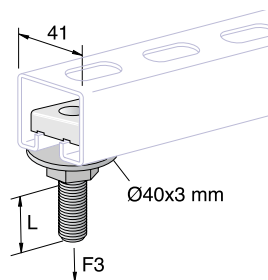
## Unistrut Stud Nuts - Stainless Steel

### Unistrut Stud Nuts

Material : Stainless Steel - 1.4401



SN-SS




2al

Unistrut Fittings 41mm

Art.Nr.	G	L mm	kg /100	
M8X40SNSS	M8	25.5	7.2	50
M10X40SNSS	M10	23	8.4	50
M12X40SNSS	M12	21	9.3	50

	Art. nr. 	F3 kN
 41 2	M6 x .. SN	4.70
	M8 x .. SN	5.78
	M10 x .. SN	6.86
	M12 x .. SN	8.82
	M16 x .. SN*	8.82
 21 2	M6 x .. SN	4.70
	M8 x .. SN	5.78
	M10 x .. SN	6.86
	M12 x .. SN	6.86
	M16 x .. SN*	8.82
 41 2	M6 x .. SN	3.33
	M8 x .. SN	3.53
	M10 x .. SN	3.92
	M12 x .. SN	4.41
	M16 x .. SN*	3.92
 21 2	M6 x .. SN	3.33
	M8 x .. SN	3.53
	M10 x .. SN	3.92
	M12 x .. SN	4.41
	M16 x .. SN*	3.92





2.075

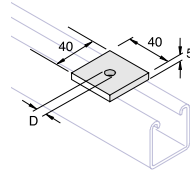
## Unistrut Flat Fittings - Stainless Steel

2am

Unistrut Fittings 41mm

### Unistrut Flat Fittings

Material : Stainless Steel - 1.4404 - EN 10088-2

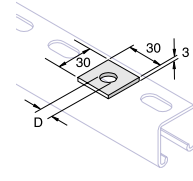


P1062-SS

Art.Nr.	D mm	G	Kg /100	
P1019SS	9	M6 & M8	6.5	100
P1020SS	13	M10 & M12	6.5	100

### Unistrut Flat Fittings

Material : Stainless Steel - 1.4404 - EN 10088-2

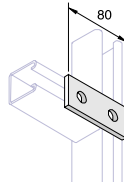


P1063-SS

Art.Nr.	D mm	G	Kg /100	
P1063/06SS	8	M6	1	100
P1063/08SS	10	M8	1.3	100
P1063/10SS	12	M10	1.5	100
P1063/12SS	14	M12	1.8	100

### Unistrut Flat Fittings

Material : Stainless Steel - 1.4404 - EN 10088-2

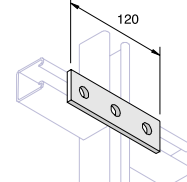


P1065-SS

Art.Nr.	Kg /100	
P1065SS	16.3	50

### Unistrut Flat Fittings

Material : Stainless Steel - 1.4404 - EN 10088-2

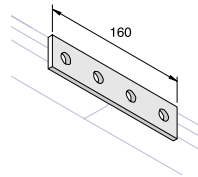


P1066-SS

Art.Nr.	Kg /100	
P1066SS	24.5	25

### Unistrut Flat Fittings

Material : Stainless Steel - 1.4404 - EN 10088-2

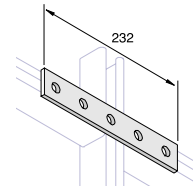


P1067-SS

Art.Nr.	Kg /100	
P1067SS	31.7	25


### Unistrut Flat Fittings

Material : Stainless Steel - 1.4404 - EN 10088-2



P1941-SS

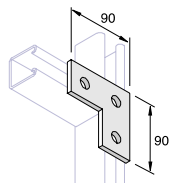
Art.Nr.	Kg /100	
P1941SS	40.8	25



## Unistrut Flat Fittings - Stainless Steel

### Unistrut Flat Fittings

Material : Stainless Steel - 1.4404 - EN 10088-2

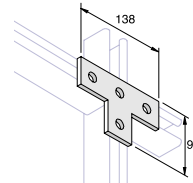


P1036-SS

Art.Nr.	Kg /100	
P1036SS	25.5	25

### Unistrut Flat Fittings

Material : Stainless Steel - 1.4404 - EN 10088-2




P1031-SS

Art.Nr.	Kg /100	
P1031SS	34	25

2am

Unistrut Fittings 41mm



2.077

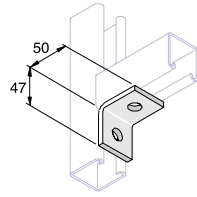
# Unistrut Angle Fittings 90° - Stainless Steel

2an

Unistrut Fittings 41mm

## Unistrut Angle Fittings 90°

Material : Stainless Steel - 1.4404 - EN 10088-2

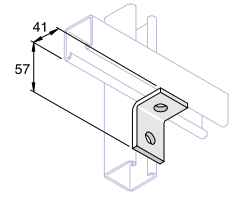


P1026-SS

Art.Nr.	L mm	H mm	Kg /100
P1026SS	50	47	15

## Unistrut Angle Fittings 90°

Material : Stainless Steel - 1.4404 - EN 10088-2

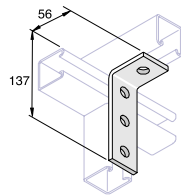


P1068-SS

Art.Nr.	L mm	H mm	F1 kN	Kg /100	Box
P1068SS	41	57	3.5	15	50

## Unistrut Angle Fittings 90°

Material : Stainless Steel - 1.4404 - EN 10088-2

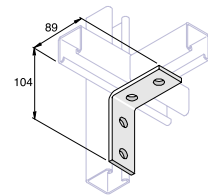


P1278-SS

Art.Nr.	L mm	H mm	Kg /100	Box
P1278SS	56	137	31.7	25

## Unistrut Angle Fittings 90°

Material : Stainless Steel - 1.4404 - EN 10088-2

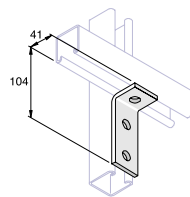


P1325-SS

Art.Nr.	L mm	H mm	Kg /100	Box
P1325SS	89	104	32.3	25

## Unistrut Angle Fittings 90°

Material : Stainless Steel - 1.4404 - EN 10088-2

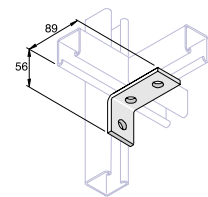


P1326-SS

Art.Nr.	L mm	H mm	F1 kN	Kg /100	Box
P1326SS	41	104	3.5	24.5	25

## Unistrut Angle Fittings 90°

Material : Stainless Steel - 1.4404 - EN 10088-2



P1346-SS

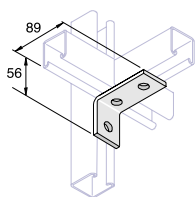
Art.Nr.	L mm	H mm	F1 kN	Kg /100	Box
P1346SS	47	98	9.1	24.5	25



## Unistrut Angle Fittings 90° - Stainless Steel

### Unistrut Angle Fittings 90°

Material : Stainless Steel - 1.4404 - EN 10088-2

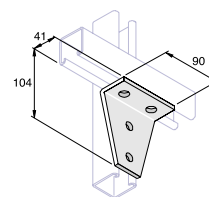


P1458-SS

Art.Nr.	L mm	H mm	Kg /100	
P1458SS	89	56	24.5	25

### Unistrut Angle Fittings 90°

Material : Stainless Steel - 1.4404 - EN 10088-2

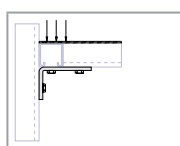


P1359-SS

Art.Nr.	L mm	W mm	H mm	Kg /100	
P1359SS	90	41	104	63.3	10

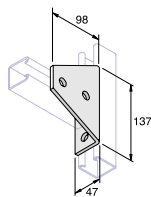
2an

Unistrut Fittings 41mm



### Unistrut Angle Fittings 90°

Material : Stainless Steel - 1.4404 - EN 10088-2

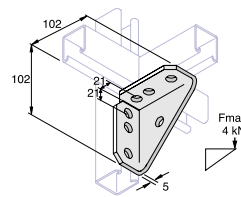


P1727-SS

Art.Nr.	L mm	W mm	H mm	Kg /100	
P1727SS	98	47	137	68.8	10


### Unistrut Angle Fittings 90°

Material : Stainless Steel - 1.4404 - EN 10088-2



P2484-SS

Art.Nr.	L mm	L1 mm	H mm	H1 mm	T mm	F1 kN	Kg /100	
P2484SS	102	21	102	21	5	4	58.3	15



2.079

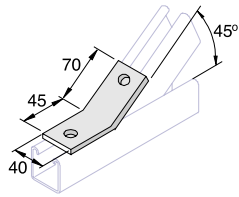
### Unistrut Special Angle Fittings - Stainless Steel

**Unistrut Special adjustable Angle Fittings**  
Material : Stainless Steel - 1.4404 - EN 10088-2

**Unistrut Special Angle Fittings**  
Material : Stainless Steel - 1.4404 - EN 10088-2

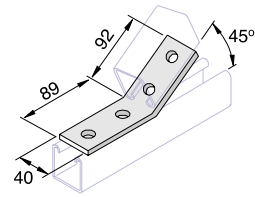
2ao

Unistrut Fittings 41mm



P1546-SS

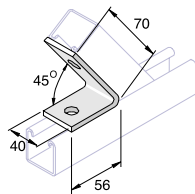
Art.Nr.	Kg /100	
P1546SS	25.7	25



P1074-SS


Art.Nr.	Curve °C	Kg /100	
P1074SS	45	31.7	25

**Unistrut Special Angle Fittings**  
Material : Stainless Steel - 1.4404 - EN 10088-2



P1186-SS

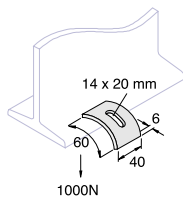
Art.Nr.	Curve °C	Kg /100	
P1186SS	45	24	25



## Unistrut Channel Beamclamps - Stainless Steel

### Unistrut Channel Beamclamps

Material : Stainless Steel - 1.4401

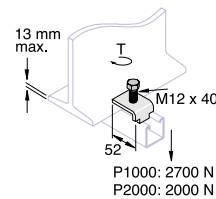


C711-SS

Art.Nr.	F2 kN	Kg /100	
C711SS	1	20	50

### Unistrut Channel Beamclamps

Material : Stainless Steel - 1.4404 - EN 10088-2



P1386-SS

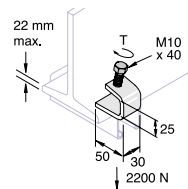
Art.Nr.	Tinst Nm	Kg /100	
P1386SS	70	10.3	50

2ap

Unistrut Fittings 41mm

### Unistrut Channel Beamclamps

Material : Stainless Steel - 1.4404 - EN 10088-2

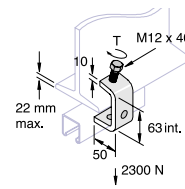


P1272-SS

Art.Nr.	Tinst Nm	Kg /100	
P1272SS	10	18.7	50

### Unistrut Channel Beamclamps

Material : Stainless Steel - 1.4404 - EN 10088-2

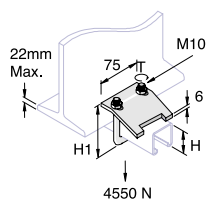


P1271-SS

Art.Nr.	Tinst Nm	Kg /100	
P1271SS	20	47.7	10

### Unistrut channel beamclamp

Material : Stainless Steel - 1.4404 - EN 10088-2

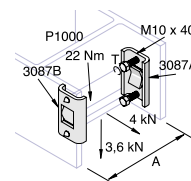


P2785-86-SS

Art.Nr.	H mm	Tinst Nm	Kg /100	
P2785SS	21-41	22	25.7	25
P2786SS	62-83	22	40	10


### Unistrut Channel Beamclamps

Material : Stainless Steel - 1.4404 - EN 10088-2



P3087-SS

Art.Nr.	Tinst Nm	Kg /100	
P3087SS	22	67	10



2.081

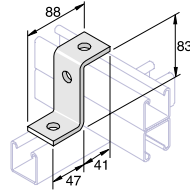
# Unistrut U & Z Fittings - Stainless Steel

2ag

Unistrut Fittings 41mm

## Unistrut U & Z Fittings

Material : Stainless Steel - 1.4404 - EN 10088-2

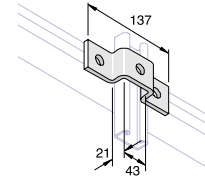


P1453-SS

Art.Nr.	Kg /100	
P1453SS	31.8	25

## Unistrut U & Z Fittings

Material : Stainless Steel - 1.4404 - EN 10088-2

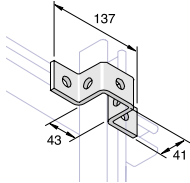


P4047-SS

Art.Nr.	Kg /100	
P4047SS	29.8	25

## Unistrut U & Z Fittings

Material : Stainless Steel - 1.4404 - EN 10088-2

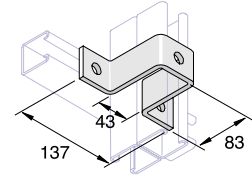


P1047-SS

Art.Nr.	Kg /100	
P1047SS	34	10

## Unistrut U & Z Fittings

Material : Stainless Steel - 1.4404 - EN 10088-2

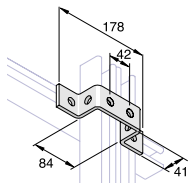


P1737-SS

Art.Nr.	Kg /100	
P1737SS	50	10

## Unistrut U & Z Fittings

Material : Stainless Steel - 1.4404 - EN 10088-2

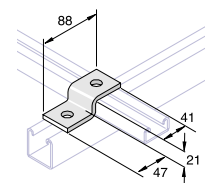


P1043-SS

Art.Nr.	Kg /100	
P1043SS	43.9	10

## Unistrut U & Z Fittings

Material : Stainless Steel - 1.4404 - EN 10088-2



P4045-SS

Art.Nr.	Kg /100	
P4045SS	19	50



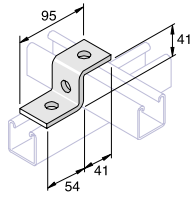
## Unistrut U & Z Fittings - Stainless Steel

### Unistrut U & Z Fittings

Material : Stainless Steel - 1.4404 - EN 10088-2



P1045-SS



Art.Nr.

/100



P1045SS

25.5

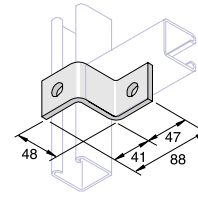
25

### Unistrut U & Z Fittings

Material : Stainless Steel - 1.4404 - EN 10088-2



P1347-SS



Art.Nr.

/100



P1347SS

24


25

2ag

Unistrut Fittings 41mm

TYCENSUP 06/09





2.083

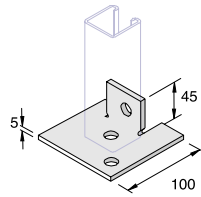
### Unistrut Channel Base Fittings - Stainless Steel

2ar

Unistrut Fittings 41mm

#### Unistrut Channel Base Fittings

Material : Stainless steel - 1.4404 (316L ; A4) - EN 10088-2

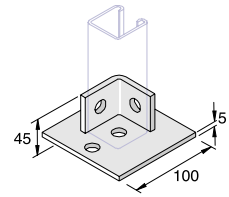


P2072-S2-SS

Art.Nr.	/100	
P2072S2SS	39.3	25

#### Unistrut Channel Base Fittings

Material : Stainless steel - 1.4404 (316L ; A4) - EN 10088-2

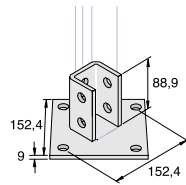


P2072-S1-SS

Art.Nr.	/100	
P2072S1SSP	53.2	15

#### Unistrut Channel Base Fittings

Material : Stainless Steel - 1.4404 - EN 10088-2

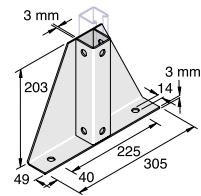


P2072A-SS

Art.Nr.	/100	
P2072ASSP	242	1

#### Unistrut Channel Base Fittings

Material : Stainless steel - 1.4404 (316L ; A4) - EN 10088-2

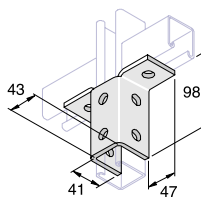


P2348-S1-SS

Art.Nr.	/100	
P2348S1SSP	326	1

#### Unistrut Channel Base Fittings

Material : Stainless Steel - 1.4404 - EN 10088-2

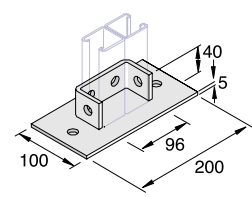


P2346-SS

Art.Nr.	/100	
P2346SS	71.5	10


#### Unistrut Channel Base Fittings

Material : Stainless Steel - 1.4404 - EN 10088-2



P2073-SS

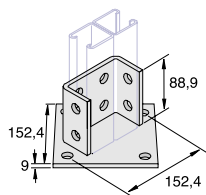

Art.Nr.	/100	
P2073SSP	111.6	6



## Unistrut Channel Base Fittings - Stainless Steel

### Unistrut Channel Base Fittings

Material : Stainless Steel - 1.4404 - EN 10088-2



P2073A-SS

Art.Nr.

Kg /100



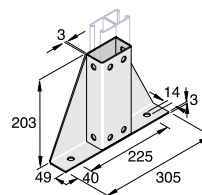
P2073ASSP

229

1

### Unistrut Channel Base Fittings

Material : Stainless steel - 1.4404 (316L ; A4) - EN 10088-2



P2348-S2-SS

Art.Nr.

Kg /100




P2348S2SSP

381.2

1

2ar

Unistrut Fittings 41mm



2.085

# Unistrut Wing Fittings - Stainless Steel

## Unistrut Wing Fittings

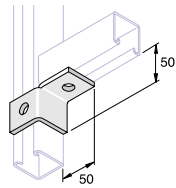
Material : Stainless Steel - 1.4404 - EN 10088-2

## Unistrut Wing Fittings

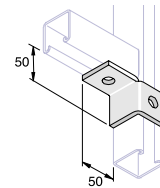
Material : Stainless Steel - 1.4404 - EN 10088-2

2as

Unistrut Fittings 41mm



P2341R-SS



P2341L-SS

Art.Nr.	/100	
P2341RSS	24.5	40

Art.Nr.	/100	
P2341LSS	24.5	40

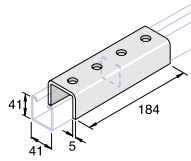
2.086



## Unistrut Channel Couplers - Stainless Steel

### Unistrut Channel Couplers

Material : Stainless Steel - 1.4404 - EN 10088-2



2at

Unistrut Fittings 41mm

P1377-SS

Art.Nr.

 /100



P1377SS

91.2

10